



# 2005 Illinois School Profile

## A Brief Guide for Parents

*This Profile provides information about our school's students, teachers, student test scores, class sizes and district's budget. For more details, please contact school staff or go to the Illinois State Report Card link on the ISBE web site: [www.isbe.net](http://www.isbe.net).*

STEVENSON ELEM SCHOOL  
MAYWOOD-MELROSE PARK-BROADVIEW-89  
MELROSE PARK, ILLINOIS  
Grades: K 1 2 3 4 5 6 7 8  
RCDTS Code: 14-016-0890-02-2010



### Key Statistics

Number of Students	857
Attendance Rate	95.8

### AVERAGE CLASS SIZE

	School	State
Kindergarten	26.0	20.9
Grade 1	20.2	21.5
Grade 3	22.8	22.3
Grade 6	21.0	23.4
Grade 8	26.3	22.9
High School		



### Student Information

#### RACIAL/ETHNIC BACKGROUND (%)

	School	State
White	9.7	56.7
Black	2.0	20.3
Hispanic	84.7	18.3
Asian/Pacific Islander	1.2	3.7
Native American	0.0	0.2
Multiracial/Ethnic	2.5	0.7

#### ADDITIONAL INFORMATION (%)

	School	State
Low Income	72.2	40.0
Limited English Proficient	19.0	6.6
Mobility	29.9	16.1





## Teacher Information

	District *	State
Average Teaching Experience (Years)	8.8	13.6
% Teachers with Emergency or Provisional Credentials	4.3	1.9
Average Teacher Salaries	\$46,665	\$55,558
% Teachers with Graduate Degrees	26.1	49.1

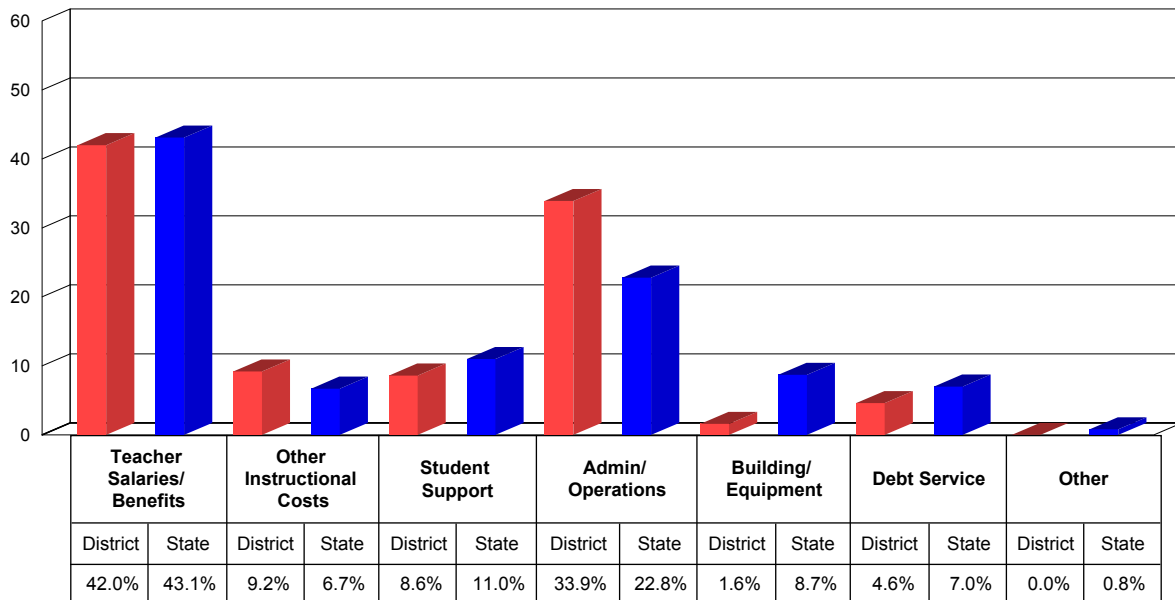
\* These represent school level data in the case of charter schools.



## School District Finances

This chart shows how we spent our money as a district in the 2003-04 school year. Instructional costs include books and classroom materials. Student support includes counseling, transportation and food service. Administration/operations includes principal salaries and the cost of janitorial services. Building/equipment and debt service include the costs of school facilities.

### DISTRICT SPENDING

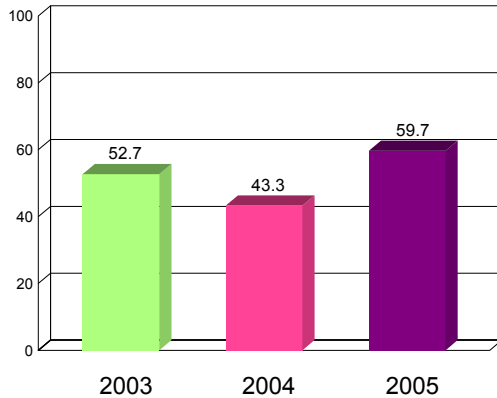




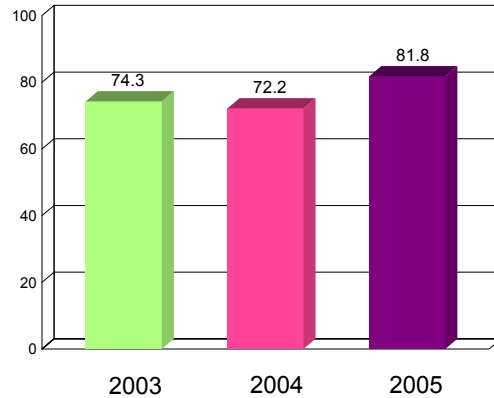
How our students do on state tests is just one way to measure their academic achievement. You can compare the percentage of our students that meet or exceed standards on statewide tests to the statewide percentage. You should also look at how this year's results compare to previous years'. The Illinois Standards Achievement Test (ISAT) is the state test administered to students in selected elementary grades. The Prairie State Achievement Examination (PSAE) is the state test that students take in the 11th grade.

## GRADE 3 ISAT - READING AND MATHEMATICS (PERCENT MEETING OR EXCEEDING STANDARDS)

GRADE 3 READING



GRADE 3 MATHEMATICS



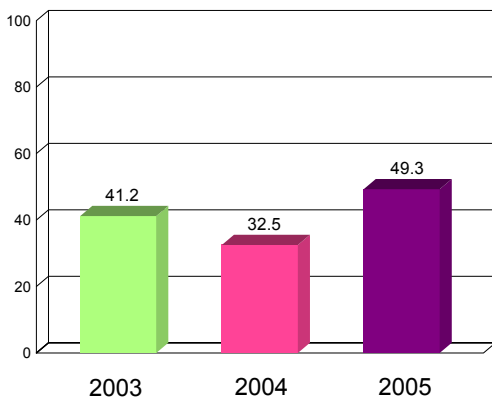
### 2005 - Grade 3 ISAT Reading and Mathematics (Percent Meeting or Exceeding Standards)

	Reading
School	59.7
State	66.6

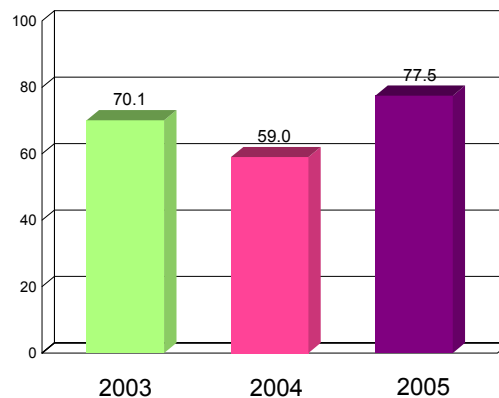
	Mathematics
School	81.8
State	79.2

## GRADE 5 ISAT - READING AND MATHEMATICS (PERCENT MEETING OR EXCEEDING STANDARDS)

GRADE 5 READING



GRADE 5 MATHEMATICS



### 2005 - Grade 5 ISAT Reading and Mathematics (Percent Meeting or Exceeding Standards)

	Reading
School	49.3
State	62.8

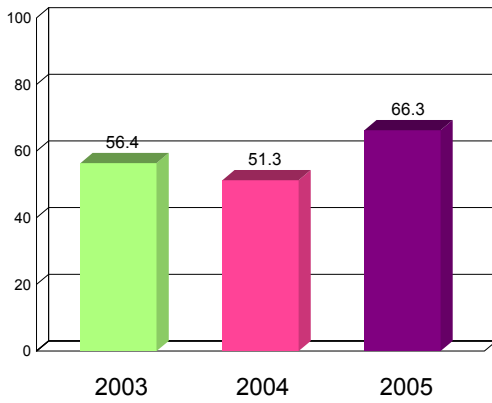
	Mathematics
School	77.5
State	73.1



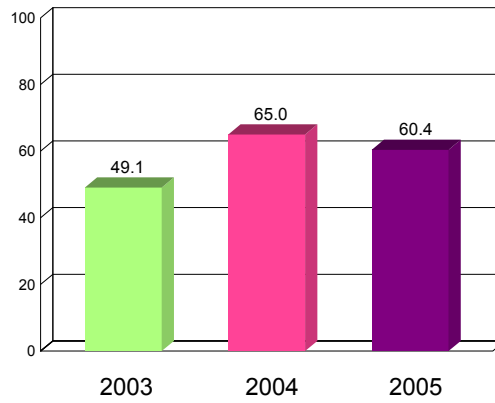


**GRADE 8 ISAT - READING AND MATHEMATICS (PERCENT MEETING OR EXCEEDING STANDARDS)**

**GRADE 8 READING**



**GRADE 8 MATHEMATICS**



**2005 - Grade 8 ISAT Reading and Mathematics (Percent Meeting or Exceeding Standards)**

	Reading
School	66.3
State	72.7

	Mathematics
School	60.4
State	54.3

**GRADE 4 AND GRADE 7 ISAT - SCIENCE (PERCENT MEETING OR EXCEEDING STANDARDS)**

**2005 - ISAT Science (Percent Meeting or Exceeding Standards)**

	Grade 4
School	69.4
State	71.4

	Grade 7
School	89.3
State	74.6





## Adequate Yearly Progress

The No Child Left Behind Act and Illinois law require the State to measure whether our school is making Adequate Yearly Progress (AYP). AYP is based on the percent of students that meet/exceed standards on state tests, both as a whole and by different subgroups. Schools must also meet minimum attendance or graduation rates. If a school does not make AYP in the same subject area for two consecutive years, it is identified for School Improvement.

Is this school making Adequate Yearly Progress (AYP)?	Yes
Is this school making AYP in Reading?	Yes
Is this school making AYP in Mathematics?	Yes

Has this school been identified for School Improvement according to the AYP specifications of the federal No Child Left Behind (NCLB) Act?	No
2005-06 Federal Improvement Status	
2005-06 State Improvement Status	

This School Profile was prepared for you in partnership with the Illinois State Board of Education.



**Illinois State Board of Education**

Rod Blagojevich, Governor



## PLANNED IMPROVEMENT FOR THE SCHOOL AND DISTRICT

The 2005 ISAT test revealed that the Stevenson students either met or exceeded the state standards in the following academic areas. In third grade, 59.8% of the students met or exceeded the standards in reading. 81.8% of the students met or exceeded third grade math. In fifth grade, 46.4% of the students met or exceeded standards in reading. 77.4% met or exceeded standards in math. 66.4% of the eighth grade students met or exceeded state standards in reading. 60.4% of the eighth grade students met or exceeded math standards.

Stevenson's fourth and seventh grade students took ISAT tests in Science and Social Studies. 69.4% of the fourth grade students and 89.4% of the seventh grade students met or exceeded standards in science.

Our focus continues to be in Reading, Math and Writing, incorporation technology in all of these components. The goals that we have developed include strategies to increase the number of students in all sub-groups meeting and exceeding the state standards.

Strategies included in our long-range plan are:

- Continue to provide a comprehensive literacy program
- Continue to increase instructional time in reading and math
- Implement technology programs such as Classworks and monitor this program in alignment in reading, math and writing.
- Assist struggling students in reading and math
- Continue the implementation of our current math program
- Implement the use of Daily Oral Language Skills to assist in communication and writing skills
- Complete monthly themed and styled writing samples compiling a student portfolio
- Utilize graphic organizers in core subject areas

Reading, Math and Writing will once again be the focus of school improvement at Stevenson School. Our faculty and staff is dedicated to provide students with a quality education, provide a safe learning environment and to meet the needs of all the students.