

## 1<sup>st</sup> Grade Student eLearning Activities Log Day 1

Student Name \_\_\_\_\_ Grade \_\_\_\_\_

Teacher \_\_\_\_\_

Complete your selected activity per subject and have your parent/guardian sign it. You can use a device for the online activities or complete the hard copy activities. Students must participate in the eLearning activities to be counted as in attendance for the eLearning days. Submit form to your homeroom teacher the day after the eLearning day. Together the activities should take about 5 hours to complete.


### Day 1

Language Arts	Math	Social Studies	Science	Specials
Engage in Reading activities with RazKids, Lexia, or Imagine Espanol accessed via Clever. ( <a href="http://www.clever.com/in/maywood89">www.clever.com/in/maywood89</a> )	Engage in Math activities using Imagine Math via Clever <u>or</u> write 4 word problems.	Read "At The Library" on RAZ kids and then retell the story to a family member.	Read "All About Penguins" on RAZ Kids and then draw a picture of one.	<b>PE:</b> Exercise along with this video: <a href="https://www.youtube.com/watch?v=Imhi98dHa5w">https://www.youtube.com/watch?v=Imhi98dHa5w</a>  Practice throwing and catching a ball.
Read for 15 minutes on RAZ Kids and complete a Z-Chart Graphic Organizer <b>OR</b>				<b>Music:</b> Dance and sing along to a favorite song.
Read a story and complete a Z-chart graphic organizer	Complete Math handouts and return them to school.	Complete the Social Studies handouts and return them to school.	Complete the Science handouts and return them to school. Write three of your own sentences about what you already know about spiders.	<b>Art:</b> Draw a picture illustrating your favorite season. Use crayons, markers, or pencils.
Using the Z-chart graphic organizer, write a paragraph summarizing the story.				

Parent Signature \_\_\_\_\_ Date \_\_\_\_\_

Name \_\_\_\_\_

- ① A spider has eight legs.
- ② It can climb trees.
- ③ A spider can lay eggs.
- ④ It has many eyes.
- ⑤ A spider can make silk.
- ⑥ It can live inside or outside.



### My Sentence:

\_\_\_\_\_

-----

\_\_\_\_\_

-----

\_\_\_\_\_

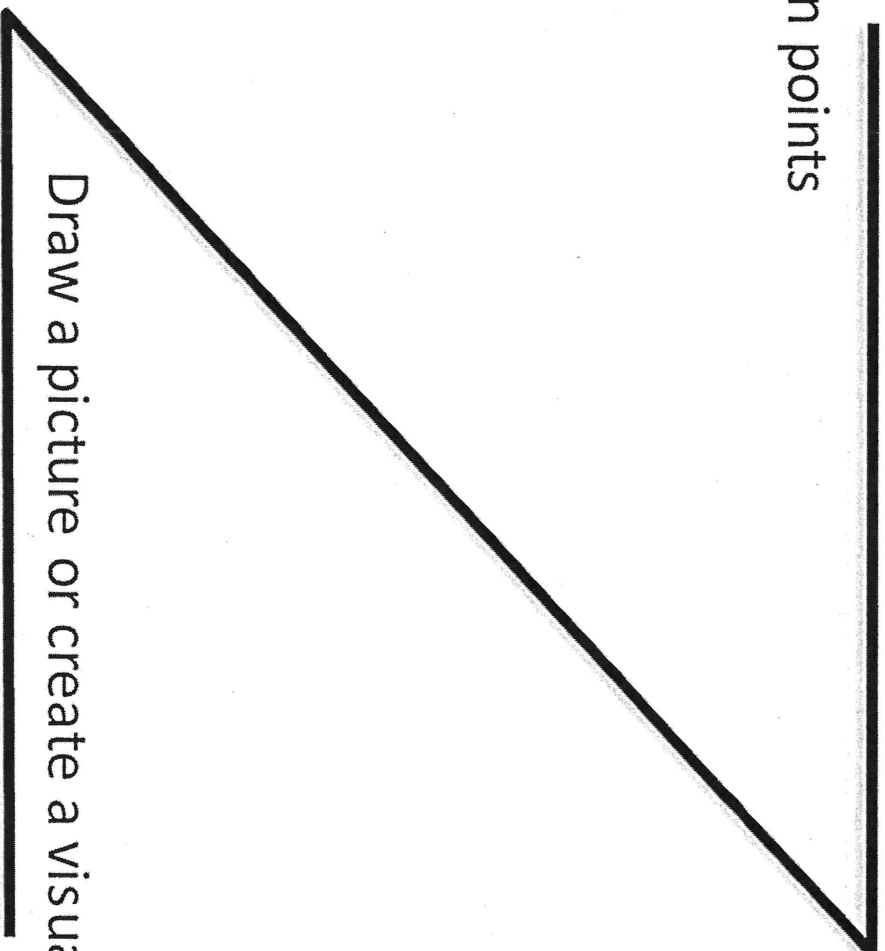
**Instructions:** Read the sentences with students. Have students underline the nouns in each sentence. Then, have students write an original sentence about spiders on the lines provided. †

Topic or Title: \_\_\_\_\_

Main Idea: \_\_\_\_\_

3 main points



- 
- 
- 



Draw a picture or create a visual representation

# Classrooms: Past and Present

Look at the two pictures below. One picture shows a classroom from the past and the other shows a classroom from today. Compare the classrooms. Write the words from the word bank under the correct picture.




---

---

---

---

---

---

---

---



---

---

---

---

---

---

---

---

chalkboard  
books


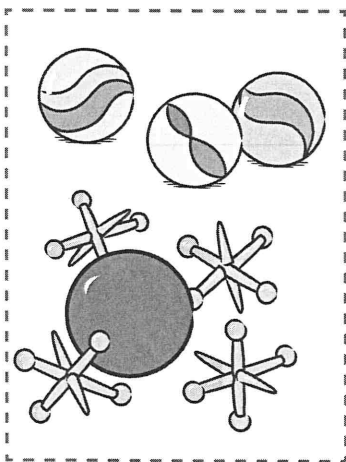
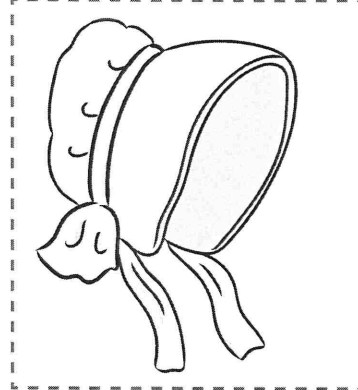

desks  
notebook

smartboard  
tablet

## Past and Present

Look at the pictures. Decide whether a picture shows something from the past or the present. Then cut and paste the picture in the correct column.


Past	Present



## Then and Now

Look at the pictures on the left. Think about something similar that people do today.

Draw a picture of something today that is similar. Then write a sentence to describe your picture.



Write a letter with pen and paper.

---

---

---




Visit friends using a wagon.

---

---

---



Listen to music on a record player.

---

---

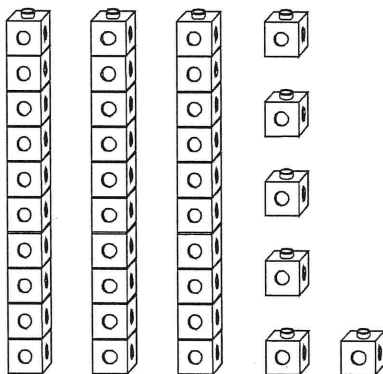
---

# Numbers and Operations in Base Ten

1. Write **is greater than**, **is equal to**, or **is less than**.

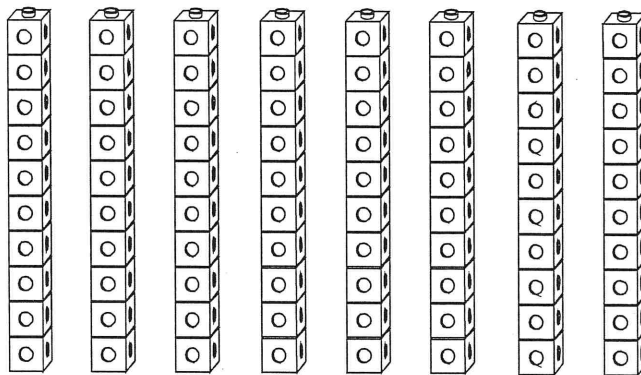
18 \_\_\_\_\_ 17.

2. Write how many **tens** and **ones**.



\_\_\_\_\_ tens \_\_\_\_\_ = ones

3. Circle **tens** to show the number 50.



4. Write the related **addition** sentence.

$$36 - 12 = 24$$

\_\_\_\_\_ + \_\_\_\_\_ = \_\_\_\_\_



Name \_\_\_\_\_

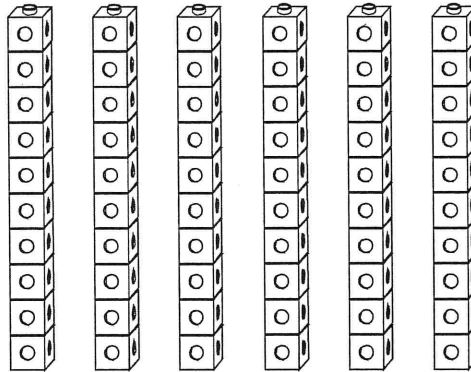
1. **Count.** Write the missing numbers.

97      98      \_\_\_\_\_      100      \_\_\_\_\_      102

2. **Compare.** Write  $>$ ,  $<$ , or  $=$ .

45 ○ 54

3. Use the model to subtract.



$60 - 30 =$  \_\_\_\_\_

4. Write the number that is 10 **more**.

77

\_\_\_\_\_

5. Write the number that is 10 **less**.

49

\_\_\_\_\_