

## Kindergarten Student eLearning Activities Log Day 1

Student Name \_\_\_\_\_ Grade \_\_\_\_\_

Teacher \_\_\_\_\_

Complete your selected activity per subject and have your parent/guardian sign it. You can use a device for the online activities **or** complete the hard copy activities. Students must participate in the eLearning activities to be counted as in attendance for the eLearning days. Submit form to your homeroom teacher the day after the eLearning day. Together the activities should take about 5 hours to complete.

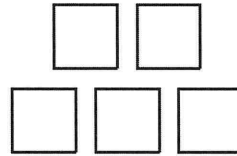
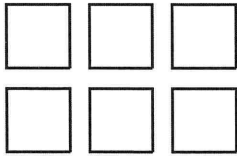
Day 1

Language Arts	Math	Social Studies	Science	Specials
Engage in Reading activities with RazKids, Lexia, or Imagine Espanol accessed via Clever. ( <a href="http://www.clever.com/in/maywood89">www.clever.com/in/maywood89</a> )	Engage in Math activities using Imagine Math via Clever <b>or</b> write 4 word problems.	Read "Nice, Not Nice" on RAZ kids and then retell the story to a family member.	Read "Baby Animals" on RAZ Kids and then draw a picture of your favorite animal in the story.	<b>PE:</b> Exercise along with this video: <a href="https://www.youtube.com/watch?v=Imhi98dHa5w">https://www.youtube.com/watch?v=Imhi98dHa5w</a>  Practice throwing and catching a ball.
Read for 15 minutes on RAZ Kids <b>or</b> from your favorite books from home.				<b>Music:</b> Dance and sing along to a favorite song.
Read a story and draw a picture of your favorite part. Write a sentence about your picture.	Complete Math handouts and return them to school.	Complete the Social Studies handouts and return them to school.	Complete the Science handouts and return them to school.	<b>Art:</b> Draw a picture illustrating your favorite season. Use crayons, markers, or pencils.
Reread the story and retell it. Include the beginning, middle, and end.				

Parent Signature \_\_\_\_\_ Date \_\_\_\_\_

Name \_\_\_\_\_

Vocabulary Practice



2

3



4

1



8

9


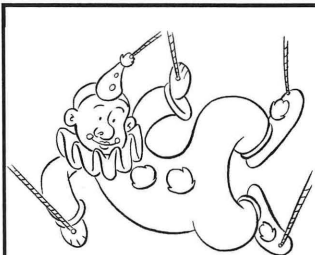
**DIRECTIONS** 1–2. Circle the group that has less. 3–5. Circle the number that is greater.

## What makes objects move?

**Sort** Cut out the objects. Put objects you push into the **top** box. Put objects you pull into the **bottom** box.

**Push**

**Pull**



## Messages Then and Now

### Key




Meg



Grandpa



Grandma



letter



cell phone








question


This is  .


This is  .



 sat with her  . They talked about the past.


“I used to write a  to your  every week,” said  .


“Why not just send her a text message on your  ?” asked  .

“Back then, nobody had a  that could send a message.”

“Why not?” asked .

“Well, that kind of  had not been invented yet,”  said.

“Oh, just a second. I need to text your  to ask her a ?.”

“See! Now I do not know what I would do without my  !”

“You are silly,  !”  laughed.




Meg



Grandpa



Grandma



letter



cell phone



question