

Kindergarten Student eLearning Activities Log Day 2

Student Name _____ Grade _____

Teacher _____




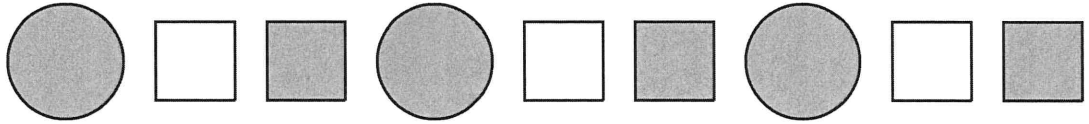
Complete your selected activity per subject and have your parent/guardian sign it. You can use a device for the online activities or complete the hard copy activities. Students must participate in the eLearning activities to be counted as in attendance for the eLearning days. Submit form to your homeroom teacher the day after the eLearning day. Together the activities should take about 5 hours to complete.

Day 2

Language Arts	Math	Social Studies	Science	Specials
Engage in Reading activities with RazKids, Lexia, or Imagine Espanol accessed via Clever. (www.clever.com/in/maywood89)	Engage in Math activities using Imagine Math via Clever <u>or</u> write 5 math problems and solve them.	Read “Feelings” on RAZ kids and then draw a picture of how you are feeling today.	Read “A Cold Day” on RAZ Kids and draw what the weather looks like outside.	PE: Exercise along with this video: https://youtu.be/L_A_HjHZxf !
Wonders/Maravillas: Go to Wonders ConnectED online and complete assigned activities OR Wonders/Maravillas: Complete Word Work Activity				Music: Make a song beat. Drum with spoons, utensils, bowls, and pans.
Reread the story and retell it. Include the beginning, middle, and end.	Complete Math handouts and return them to school.	Complete the Social Studies handouts and return them to school.	Complete the Science handouts and return them to school.	Art: Draw a picture illustrating your favorite holiday. Use crayons, markers, or pencils.


Parent Signature _____ Date _____

Measurement and Data



DIRECTIONS 1. Sort the shapes by color and shape. Draw and shade the shapes in each group. 2. Sort the shapes by size and shape. Draw the shapes in each group.

Name _____



THE PLANT • LEVEL aa • 1

SKILL: SEQUENCE EVENTS

Instructions: Have students cut out the pictures and place them in the correct order. Pictures can be glued to a separate piece of paper

Weather and Climate

Vocabulary

climate
goods

Weather changes from day to day.

Climate is the weather a place has over a long time. In summer, Illinois's climate brings warm days. In winter, the days and nights are cold.

Warmer climates are good for growing crops. When it is cold, we wear coats and gloves.

3. ☒ **Reading Check** Circle the picture that shows the kind of weather you like better. Tell why you like it best.



Grown in Illinois




Illinois
State Board of
Education

SS.G.1.K, SS.G.2.K

Illinois's climate and soil are good for farming. Many Illinois farmers grow corn to sell. Trucks, trains, ships, and airplanes carry these goods from Illinois to places far away. **Goods** are things people make or grow.



4. ☒ **Reading Check** Look at the map. Circle the ways that farmers ship goods to other places.



Classroom

I am a _____.

I sit in a _____ at my _____.

My _____ helps me learn.

She writes on a _____.

I put my homework in my _____.