

1st Grade Student eLearning Activities Log Day 3

Student Name _____ Grade _____

Teacher _____

Complete your selected activity per subject and have your parent/guardian sign it. You can use a device for the online activities or complete the hard copy activities. Students must participate in the eLearning activities to be counted as in attendance for the eLearning days. Submit form to your homeroom teacher the day after the eLearning day. Together the activities should take about 5 hours to complete.

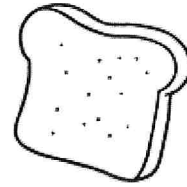
Day 3

Language Arts	Math	Social Studies	Science	Specials
Engage in Reading activities with RazKids, Lexia, or Imagine Espanol accessed via Clever. (www.clever.com/in/maywood89)	Engage in Math activities using Imagine Math via Clever <u>or</u> write 4 word problems.	Read "At The Airport" on RAZ kids via Clever and then complete the online quiz. Do the "Connections Writing Activity" when you are done.	Read "Rock Climbing" on RAZ Kids and then complete the online quiz. Do the "Connections Writing Activity" when you are done.	PE: Exercise along with this video: Avengers Workout https://www.youtube.com/watch?v=jyWyBern6q4 Practice throwing and catching a ball.
Wonders/Maravillas Activities		If you could fly anywhere in the world, where would you go and why? Write about it? via Clever and take the online quiz.	Draw a picture of someone rock climbing. Write about your picture.	Music: Dance and sing along to a favorite song.
Read a story and write 3-4 sentences about your favorite part.	Complete Math handout - Standards Practice CC.1.OA.2 and return them to school.	Complete the "At the Airport" on RAZ Kids. Do the "Connections Writing Activity" and then retell the story to a family member. If you could fly anywhere in the world, where would you go and why? Write about it.	Complete the "Rock Climbing" on RAZ Kids and then retell the story to a family member. Do the "Connections Writing Activity" when you are done. Draw a picture of someone rock climbing. Write about your picture.	Art: Choose an object that's important to you (ex: stuffed animal, trophy/award, toy, etc.) and draw it. Use crayons, markers, or pencils.

Parent Signature _____ Date _____

Name _____

The letters **e** or **ea** can stand for the middle sound you hear in **leg** and **bread**.

leg**bread**

Read each word. Listen for the short **e** sound you hear in **leg**. Circle the picture that the word names.


1. bed




2. vet



3. head



4. men



Nombre _____

Lee en voz alta las palabras del recuadro.

hacha
noche

chico
techo

chuleta
leche

muñeca
joya

A. Combina las sílabas para formar una palabra de ortografía. Escribe la palabra en la línea.

1. mu + ñe + ca

5. jo + ya

2. chu + le + ta

6. no + che

3. te + cho

7. ha + cha

4. le + che

8. chi + co

B. Escribe una oración con una o dos palabras del recuadro.

CC.1.OA.2 Solve word problems that call for addition of three whole numbers whose sum is less than or equal to 20, e.g., by using objects, drawings, and equations with a symbol for the unknown number to represent the problem.

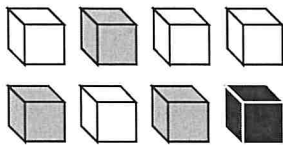
1. There are 2 orange fish, 1 white fish, and 3 yellow fish in the tank.



How many fish are there in all?

- ☐ 5 fish
- ☐ 6 fish
- ☐ 7 fish
-

2. Andrew has 4 white cubes, 3 grey cubes, and 1 black cube.




How many cubes does Andrew have in all?

- ☐ 8 cubes
- ☐ 7 cubes
- ☐ 4 cubes

Name _____

3. Max has 6 car stickers, 4 airplane stickers, and 6 animal stickers.



How many stickers does Max have in all?

$$6 + 4 + 6 = \underline{\hspace{2cm}}$$

- ☐ 16 stickers
- ☐ 12 stickers
- ☐ 10 stickers
-

4. In art class, 9 children use crayons, 4 children use paints, and 4 children use markers. Draw a picture to show the total number of children in the art class. Write the answer.

$$9 + 4 + 4 = \underline{\hspace{2cm}} \quad \underline{\hspace{2cm}} \text{ children}$$

At the Airport

A Reading A-Z Level F Leveled Book

Word Count: 104

Connections

Writing

If you could fly anywhere in the world, where would you go and why? Write about it.

Social Studies

On a map of your country, mark where you live and one place you would like to visit. Share your map with a partner.

Reading A-Z

Visit www.readinga-z.com
for thousands of books and materials.

LEVELED BOOK • F

At the Airport



Written by Anthony Curran

www.readinga-z.com

At the Airport



Written by Anthony Curran

www.readinga-z.com

Focus Question

What do people do at the airport?

Words to Know

airline	planes
airport	sought
check in	travellers

Photo Credits:

Front cover: © Leonidikan/Dreamstime.com; title page: © Randy Faris/Corbis; page 3: © David Jay Zimmerman/Corbis; page 4: © View Stock/Thinkstock; page 5: © Malgorzata Pakula/Dreamstime.com; page 6: © Iryna Rasko/123RF; page 7: © Xiye/Dreamstime.com; page 8: © Creatas/Thinkstock; page 9: © Rafael Campillo/age fotostock; page 10 (top): © Jack Kurtz/ZUMA Press/Corbis; page 10 (bottom): © Jeff Greenberg 6 of 6/Alamy; page 11: © Blend Images/Alamy; page 12: © Brad Calkins/Dreamstime.com

At the Airport
Level F Leveled Book
© Learning A-Z
Written by Anthony Curran

All rights reserved.

www.readinga-z.com

Correlation

LEVEL F	
Fountas & Pinnell	F
Reading Recovery	9-10
DRA	10



What happens at the airport?



Travelers park their cars in big parking lots at the airport.




Travelers take buses to go to the main building at the airport.



Travelers stand in line to check in with their airline at the airport.



Travelers hand over their large bags at the airport.



Travelers are searched to keep everyone safe at the airport.



Travelers ride on moving sidewalks to get around faster at the airport.



Travelers buy food and magazines before their flights at the airport.





Travelers wait to get on their planes at the airport.



Travelers get on their planes and fly away at the airport.

Rock Climbing

A Reading A-Z Level F Leveled Book

Word Count: 118

LEVELED BOOK • F

Rock Climbing

Connections

Writing and Art

Draw a picture of someone rock climbing. Write about your picture.

Science

During which season do you think it would be best to go rock climbing?

Why do you think that?


Share your ideas with a partner.


Reading A-Z

Visit www.readinga-z.com
for thousands of books and materials.

Written by Mary Ann Marazzi

www.readinga-z.com





Written by Mary Ann Marazzi

www.readinga-z.com

Focus Question

What makes rock climbing a fun activity?

Words to Know

boulders	climbing
brave	helmet
carefully	protect

Photo Credits:

Front cover: © Design Pics Inc/Alamy Stock Photo; title page: © Michal Adamczyk/123RF; page 3: © Don Mason/Blend Images/Getty Images; page 4: © kalypsoworldphotography/123RF; page 5: © P. Eoche/The Image Bank/Getty Images; page 6: © Top Photo Corporation/Top Photo Group/Thinkstock; page 7: © Ableimages/Exactostock-1491/SuperStock; pages 8, 9: © Juergen Frank/Corbis/VCG/Corbis/Getty Images; page 10: © Ilan Rosen/Alamy Stock Photo; page 11: © Caroline Bennett/Aurora/Getty Images; page 12: © Mike Timo/Exactostock-1491/SuperStock

Rock Climbing
Level F Leveled Book
© Learning A-Z
Written by Mary Ann Marazzi


All rights reserved.

www.readinga-z.com


Correlation

LEVEL F


Fountas & Pinnell	F
Reading Recovery	9-10
DRA	10




Have you ever been
rock climbing?




Rock climbing is fun.
You can climb with friends
and family.



Rock climbing is fun.
You can climb up, down,
and across rocks.



Rock climbing is fun.
You can climb on cliffs
or large boulders outside.




Rock climbing is fun.
You can climb on climbing
walls inside.



Stay safe when rock climbing.
You should always climb slowly
and carefully.




Stay safe when rock climbing.
You should always climb with
a helmet to protect your head.



Stay safe when rock climbing.
You should always climb
with good shoes.



Stay safe when rock climbing.
You should always climb with
ropes to catch you if you fall.



When you get to the top,
you can feel strong and brave.