

# 1<sup>st</sup> Grade Student eLearning Activities Log Day 9

Student Name \_\_\_\_\_ Grade \_\_\_\_\_

Teacher \_\_\_\_\_

Complete your selected activity per subject and have your parent/guardian sign it. You can use a device for the online activities or complete the hard copy activities. Students must participate in the eLearning activities to be counted as in attendance for the eLearning days. Submit form to your homeroom teacher the day after the eLearning day. Together the activities should take about 5 hours to complete.

## Day 9

Language Arts	Math	Social Studies	Science	Specials
Engage in Reading activities with RazKids, Lexia, or Imagine Espanol accessed via Clever. ( <a href="http://www.clever.com/in/maywood89">www.clever.com/in/maywood89</a> )	Engage in Math activities using Imagine Math via Clever <u>or</u> write 4 word problems.	Read "Earth's Water" on RAZ kids via Clever and then complete the online quiz.  Write about why Water is important.	Look at the pictures of the different kinds of weather. Write a sentence describing the weather shown.	<b><u>PE:</u></b> Exercise along with this video: Batman Workout: Part 2 <a href="https://www.youtube.com/watch?v=6QEVmcgkWMA">https://www.youtube.com/watch?v=6QEVmcgkWMA</a>  Practice throwing and catching a ball.
Wonders/Maravillas Activities				<b><u>Music:</u></b> Dance and sing along to a favorite song.
Read a story and choose your favorite character from the story. Draw a picture and tell why this is your favorite character.	Complete Math handout - Standards Practice CC.1.MD.3 and return them to school.	Complete the "At the Airport" on RAZ Kids and retell the story to a family member.  Write about why Water is important.	Look at the pictures of the different kinds of weather. Write a sentence describing the weather shown.	<b><u>Art:</u></b> Draw a picture of you playing your favorite game. Use crayons, markers, or pencils.

Parent Signature \_\_\_\_\_ Date \_\_\_\_\_

## Registro de actividades de aprendizaje electrónico para estudiantes Día 9: Grado 1

Number \_\_\_\_\_ Grado \_\_\_\_\_

Maestro/a \_\_\_\_\_

Complete su actividad seleccionada por materia y haga que sus padres / tutores la firmen. Puede usar un aparato electronico para las actividades en línea o completar las actividades en papel. Los estudiantes deben participar en las actividades de eLearning para ser contados como presentes durante los días de eLearning. Envíe el formulario a su maestro de aula el día después del día de eLearning. Las actividades deben tomar alrededor de 5 horas para completarse.

Día 9

Language Arts	Math	Social Studies	Science	Specials
Engage in Reading activities with RazKids, Lexia, or Imagine Espanol accessed via Clever. ( <a href="http://www.clever.com/in/maywood89">www.clever.com/in/maywood89</a> )	Engage in Math activities using Imagine Math via Clever <u>or</u> write 4 word problems.	Read "Earth's Water" on RAZ kids via Clever and then complete the online quiz.  Write about why Water is important.	Look at the pictures of the different kinds of weather. Write a sentence describing the weather shown.	<b>PE:</b> Exercise along with this video: Batman Workout: Part 2 <a href="https://www.youtube.com/watch?v=6QE VmcgkWMA">https://www.youtube.com/watch?v=6QE VmcgkWMA</a>  Practice throwing and catching a ball.
Wonders/Maravillas Activities				<b>Music:</b> Dance and sing along to a favorite song.
Read a story and choose your favorite character from the story. Draw a picture and tell why this is your favorite character.	Complete Math handout - Standards Practice CC.1.MD.3 and return them to school.	Complete the "At the Airport" on RAZ Kids and retell the story to a family member.  Write about why Water is important.	Look at the pictures of the different kinds of weather. Write a sentence describing the weather shown.	<b>Art:</b> Draw a picture of you playing your favorite game. Use crayons, markers, or pencils.

Firma de Padres \_\_\_\_\_ Fecha \_\_\_\_\_

Name \_\_\_\_\_

A **syllable** is a word part that has one vowel sound.

Some words have more than one syllable.

A **closed syllable** ends in a consonant and has a short vowel sound.

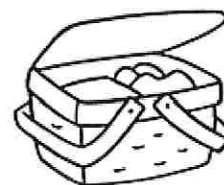
These words have two closed syllables.

**rabbit = rab/bit    picnic = pic/nic**

**Each word has two syllables. Write the missing syllable on the line. Then match the word to the picture it names.**

1. napkin

nap



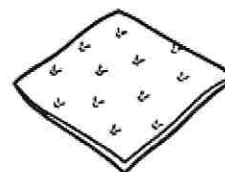
2. ribbon

bon



3. pumpkin

kin



4. basket

bas



5. pocket

pock



Nombre \_\_\_\_\_

Los verbos en **infinitivo** indican una acción.  
Estos verbos terminan en **-ar**, en **-er** o en **-ir**.  
Ejemplo: saludar.



**Encierra en un círculo los verbos en infinitivo.**

1. A Mechi le gusta (corre, correr).
2. Voy a (comer, como) un pastel.
3. Ale sabe (nadar, nada) muy bien.
4. Pipo va a (ordenó, ordenar) su casa.
5. ¡Vamos a (saltemos, saltar)!

Nombre \_\_\_\_\_

Los verbos en **infinitivo** indican una acción.  
Estos verbos terminan en **-ar**, en **-er** o en **-ir**.

**Completa las oraciones con un verbo en infinitivo.**


1. A Charo le gusta \_\_\_\_\_.

2. Voy a \_\_\_\_\_ en el parque.

3. Yo sé \_\_\_\_\_.

4. Fede sabe \_\_\_\_\_ muy bien.

5. Mi hermano y yo vamos a \_\_\_\_\_.



Nombre \_\_\_\_\_

Todas las oraciones enunciativas terminan con un punto. Cuando hay dos oraciones seguidas, el punto de la primera oración se llama punto y seguido.

Ejemplo: Voy a la escuela. Voy caminando.

↑  
punto y seguido

**Coloca un punto y seguido donde corresponda.**

1. Vamos al parque Tenemos un partido.
2. Marisa salta Siempre está saltando.
3. Voy a ordenar Primero, ordenaré la ropa.
4. Juli cose Hace vestidos muy bonitos.

Nombre \_\_\_\_\_

Los verbos en **infinitivo** indican una acción.  
Estos verbos terminan en **-ar**, en **-er** o en **-ir**.

**Lee las oraciones. Si tienen verbos en infinitivo, enciérralos en un círculo.**

1. Esta mañana estuve en el parque.
2. ¿Te gusta ver películas?
3. Andi va a tomar un helado.
4. Mica corre todos los días.
5. Voy a dormir a casa de Carla.

Nombre \_\_\_\_\_


**A. Encierra en un círculo los verbos en infinitivo.**

1. pensé                  pensamos                  pensar

2. estar                  estoy                  estaremos

3. responde                  responder                  respondí

4. saltaré                  saltar                  saltaba

**B. Escribe dos oraciones usando verbos en infinitivo.  
Subraya los verbos.**

---

---

5. 

---

---

6. 

---

---

1. Corrige la ortografía.

Arturo ce sube a la siya grande.

---

---

---

---

---

---

2. Encierra en un círculo los nombres comunes.

El dentista enfoca una luz en su boca.

3. Agrega la puntuación que falta.

Ve el diente que le duele

4. Corrige la oración.

dise que es un diente de leche

---

---

---

---

---

---

1. Corrige la ortografía.

Arturo ce sube a la siya grande.

---

---

---

---

---

---

2. Encierra en un círculo los nombres comunes.

El dentista enfoca una luz en su boca.

3. Agrega la puntuación que falta.

Ve el diente que le duele

4. Corrige la oración.

dise que es un diente de leche

---

---

---

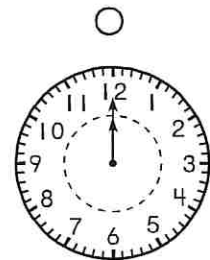

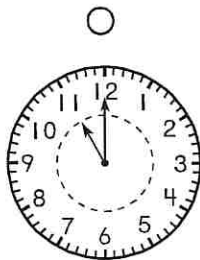
---

---

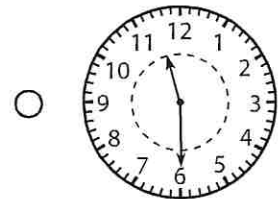
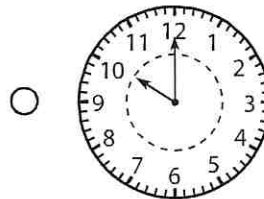
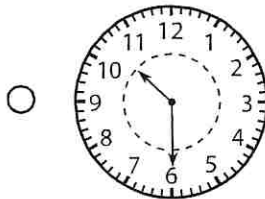
---

**CC.1.MD.3** Tell and write time in hours and half-hours using analog and digital clocks.



1. Which clock shows the same time?



2. Which clock shows 10:30?



3. Write the time.



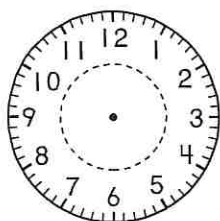
4. What time does the clock show?

☐☐☐

5. What time does the clock show?

☐ 3:30☐ 4:00☐ 4:30

6. Draw the hour hand and the minute hand to show 1:30



# Earth's Water

*A Reading A-Z Level H Leveled Book*  
*Word Count: 240*

## Connections

### Writing

Write a speech telling your classmates why it is important to take care of Earth's water. Use the information from the book to help you. Present your speech to your class.

### Science and Art


Draw and label a picture showing water in its three different states: liquid, solid, and gas. Include some vocabulary words from the book in your picture.

Reading A-Z

Visit [www.readinga-z.com](http://www.readinga-z.com)  
for thousands of books and materials.

LEVELED BOOK • H

# Earth's Water




**Multi  
level  
H•K•N**

Written by Katherine Scrapper

[www.readinga-z.com](http://www.readinga-z.com)

# Earth's Water



Written by Katherine Scrapper

[www.readinga-z.com](http://www.readinga-z.com)

## Focus Question

Why is water important?

## Words to Know

evaporation	liquid
gas	polluted
invisible	solid

### Photo Credits:

Front cover, title page, pages 3, 4 (all), 5, 6 (all), 10, 11, 13, 14 (all): © AriToday; page 7: © Learning A-Z; page 8: © Marcus Miranda/Dreamstime.com; page 9: © Guillaume Dargaud; pages 12, 15 (all): © Jupiterimages Corporation

Earth's Water  
Level H Leveled Book  
© Learning A-Z  
Written by Katherine Scrapper


All rights reserved.

[www.readinga-z.com](http://www.readinga-z.com)

## Correlation


### LEVEL H

Fountas & Pinnell	H
Reading Recovery	13-14
DRA	14



## Table of Contents

Water Everywhere .....	4
Different Forms of Water .....	7
Changing Water .....	11
Water Is Important .....	14
Glossary .....	16






## Water Everywhere

Water is in ponds, lakes, and oceans.  
It flows in rivers and streams.  
It is in the air and frozen as snow  
and ice.



The dark parts in this picture of Earth are water.

Most of Earth is covered with water.  
Plants and animals need water  
to live.



What are some ways you use  
Earth's water?



Each of these containers holds four cups of water.

## Different Forms of Water

Most of the water we see is a **liquid**.  
Liquid water takes the shape of the  
container it is in.




Ice can be carved into many shapes.

Not all water is liquid.  
When water gets very cold, it freezes.  
It becomes **solid**.  
Solid water is called ice.



Sheets of ice cover Earth's South Pole.

Much of Earth's frozen water is at the North and South Poles.



What forms of water can you see in this picture?

Some of Earth's water is **invisible**.

It is in the air.

This water is a **gas**.



The sunlight heats up the snow, and the snowman melts.

## Changing Water


Water is always changing.

When frozen water is heated, it melts.

It changes to a liquid.

When liquid water gets cold, it freezes.

It changes to ice.



Energy from the Sun causes the water to evaporate.

Have you ever seen a puddle of water dry up on a hot day? Energy from the Sun changed the liquid water into a gas.

This is called **evaporation**.




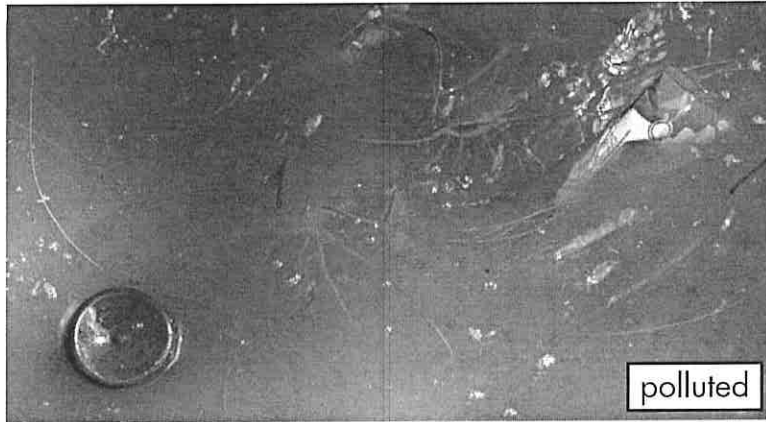
Clouds drop water on the desert as rain.

When invisible water in the air gets cold, it can make clouds. Clouds are tiny drops of liquid water. Those drops can get bigger. Then they fall as rain.



## Water Is Important

Rain keeps plants alive.  
We fight fires with water.  
Animals take baths in water.



It is important to take care of Earth's water.

**Polluted** water makes people, plants, and animals sick.

Would you want to drink and play in polluted water?

## Glossary

**evaporation** (n.) the change of water from a liquid to a gas as a result of getting warmer (p. 12)

**gas** (n.) matter that can freely change shape and size; often it can't be seen (p. 10)

**invisible** (adj.) unable to be seen (p. 10)

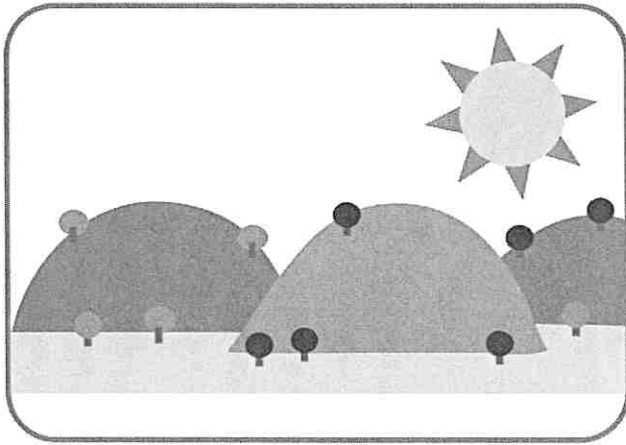
**liquid** (n.) matter that is able to flow and change shape while keeping its size (p. 7)

**polluted** (adj.) made dirty or harmful (p. 15)


**solid** (adj.) having a firm or hard form or shape (p. 8)

# How's the Weather today?


Write a sentence describing the weather shown.




Four sets of horizontal lines for writing a sentence.



Four sets of horizontal lines for writing a sentence.



Four sets of horizontal lines for writing a sentence.



Four sets of horizontal lines for writing a sentence.