

## 2<sup>nd</sup> Grade Student eLearning Activities Log Day 8

Student Name \_\_\_\_\_ Grade \_\_\_\_\_

Teacher \_\_\_\_\_

Complete your selected activity per subject and have your parent/guardian sign it. You can use a device for the online activities or complete the hard copy activities. Students must participate in the eLearning activities to be counted as in attendance for the eLearning days. Submit form to your homeroom teacher the day after the eLearning day. Together the activities should take about 5 hours to complete.

### Day 8

Language Arts	Math	Social Studies	Science	Specials
Engage in Reading activities with RazKids, Lexia, or Imagine Espanol accessed via Clever. ( <a href="http://www.clever.com/in/maywood89">www.clever.com/in/maywood89</a> )	Engage in Math activities using Imagine Math via Clever <u>or</u> write 4 word problems.	Read "Life at the Pond" on RAZ kids via Clever and then complete the online quiz.  Write a story about visiting a pond and draw a picture. Share your story with a family member.	Read about soil. Then answer the comprehension question.	<b>PE:</b> Batman Workout: Part 1 <a href="https://www.youtube.com/watch?v=MU7StZxAwJQ">https://www.youtube.com/watch?v=MU7StZxAwJQ</a>  Create an 8 step dance using Dance Party dance cards.
Wonders/Maravillas Activities				<b>Music:</b> Dance and sing along to a favorite song.
Write about your favorite sport. Explain how the game is played and who your favorite player is.	Complete Math handout – Standards Practice CC.2.NBT.8 and return them to school.	Complete the "Life at the Pond" on RAZ Kids and then retell the story to a family member.  Write a story about visiting a pond and draw a picture. Share your story with a family member.	Read about soil. Then answer the comprehension question.	<b>Art:</b> Draw a favorite book or TV character. Use crayons, markers, or pencils.

Parent Signature \_\_\_\_\_ Date \_\_\_\_\_

## Registro de actividades de aprendizaje electrónico para estudiantes Día 8: Grado 2

Number \_\_\_\_\_ Grado \_\_\_\_\_

Maestro/a \_\_\_\_\_

Complete su actividad seleccionada por materia y haga que sus padres / tutores la firmen. Puede usar un aparato electronico para las actividades en línea o completar las actividades en papel. Los estudiantes deben participar en las actividades de eLearning para ser contados como presentes durante los días de eLearning. Envíe el formulario a su maestro de aula el día después del día de eLearning. Las actividades deben tomar alrededor de 5 horas para completarse.

Dia 8

Language Arts	Math	Social Studies	Science	Specials
Engage in Reading activities with RazKids, Lexia, or Imagine Espanol accessed via Clever. ( <a href="http://www.clever.com/in/maywood89">www.clever.com/in/maywood89</a> )	Engage in Math activities using Imagine Math via Clever <b>or</b> write 4 word problems.	Read “Life at the Pond” on RAZ kids via Clever and then complete the online quiz.  Write a story about visiting a pond and draw a picture. Share your story with a family member.	Read about soil. Then answer the comprehension question.	<b>PE:</b> Exercise along with this video: Batman Workout: Part 1 <a href="https://www.youtube.com/watch?v=MU7StZxAwJO">https://www.youtube.com/watch?v=MU7StZxAwJO</a>  Create an 8 step dance using Dance Party dance cards.
Wonders/Maravillas Activities				<b>Music:</b> Dance and sing along to a favorite song.
Write about your favorite sport. Explain how the game is played and who your favorite player is.	Complete Math handout - Standards Practice CC.2.NBT.8 and return them to school.	Complete the “Life at the Pond” on RAZ Kids and then retell the story to a family member.  Write a story about visiting a pond and draw a picture. Share your story with a family member	Read about soil. Then answer the comprehension question.	<b>Art:</b> Draw a favorite book or TV character. Use crayons, markers, or pencils.

Firma de Padres\_\_\_\_\_Fecha\_\_\_\_\_

Name \_\_\_\_\_ Date \_\_\_\_\_

## Numerals

Trace and write the numerals.

1

2

3

4

5

6

7

8

9

10

Write your own addition sentence.


$$1 + 1 = 2$$

Write your own subtraction sentence.

$$2 - 1 = 1$$

Nombre \_\_\_\_\_

**Dobla la hoja por la línea de puntos. Escribe las palabras en los espacios en blanco a medida que se leen en voz alta. Cuando termines, abre la hoja y usa la lista que está a la derecha para corregir los errores ortográficos.**



**Palabras de repaso**

**Palabras de uso frecuente**

- |           |                |
|-----------|----------------|
| 1. _____  | 1. gigantesco  |
| 2. _____  | 2. escoger     |
| 3. _____  | 3. gemelo      |
| 4. _____  | 4. género      |
| 5. _____  | 5. ágil        |
| 6. _____  | 6. baratija    |
| 7. _____  | 7. gimnasio    |
| 8. _____  | 8. perejil     |
| 9. _____  | 9. jengibre    |
| 10. _____ | 10. jirafa     |
| 11. _____ | 11. debajo     |
| 12. _____ | 12. jurar      |
| 13. _____ | 13. explotar   |
| 14. _____ | 14. excelente  |
| 15. _____ | 15. fraccionar |
| 16. _____ | 16. personas   |
| 17. _____ | 17. calle      |
| 18. _____ | 18. ancho      |

**1. ¿Cuál es el adjetivo superlativo correcto?**

El árbol \_\_\_\_\_ en el parque se encuentra cerca de la casa de Antonio.

a) más grade    b) superior    c) más grande

**2. Arregla la ortografía.**

Las rama de los árboles parecen brazos largos.

---



---

**3. Escribe en el espacio provisto un verbo de la terminación *arse*.**

Hay una rama baja en la que es muy fácil \_\_\_\_\_.

**4. Escribe una abreviatura para la palabra subrayada.**

Solo se encuentra a 60 centímetros del suelo.

---

**5. Arregla la oración.**

a Antonio le gustan ver a los ninos jugar.

---



---

**1. ¿Cuál es el adjetivo superlativo correcto?**

El árbol \_\_\_\_\_ en el parque se encuentra cerca de la casa de Antonio.

a) más grade    b) superior    c) más grande

**2. Arregla la ortografía.**

Las rama de los árboles parecen brazos largos.

---



---

**3. Escribe en el espacio provisto un verbo de la terminación *arse*.**

Hay una rama baja en la que es muy fácil \_\_\_\_\_.

**4. Escribe una abreviatura para la palabra subrayada.**

Solo se encuentra a 60 centímetros del suelo.

---

**5. Arregla la oración.**

a Antonio le gustan ver a los ninos jugar.

---



---

**CC.2.NBT.8** Mentally add 10 or 100 to a given number 100–900, and mentally subtract 10 or 100 from a given number 100–900.

1. Lisa has 152 stickers.

Mia has 20 stickers.

How many stickers do they have in all?

$$152 + 20 = \square$$

- ☐ 132 stickers
  - ☐ 127 stickers
  - ☐ 172 stickers
  - ☐ 182 stickers
- 

2. Ann has 271 marbles.

She gives 100 of them to her brother.

How many marbles does Ann have now?

$$271 - 100 = \square$$

- ☐ 71 marbles
  - ☐ 161 marbles
  - ☐ 171 marbles
  - ☐ 270 marbles
- 

3. There are 687 people at the fair.

At noon, 50 people go home.

How many people are left at the fair?

$$687 - 50 = \square$$

\_\_\_\_\_ people

4. Which number makes the number sentence true?

$$542 + \square = 572$$

☐ 20

☐ 30

☐ 40

☐ 50

- 
5. Alexandra has 573 beads.  
She gives 300 beads to her friend.  
How many beads does she have now?

$$573 - 300 = \square$$

☐ 173 beads

☐ 373 beads

☐ 273 beads

☐ 473 beads

- 
6. Washington Elementary is collecting canned food.  
The first week they collect 134 cans.  
The second week they collect 200 cans.  
How many cans does the school collect in all?

$$134 + 200 = \square$$

\_\_\_\_\_ cans

LEVELED BOOK • I

# Life at the Pond

Written by Bea Silverberg

[www.readinga-z.com](http://www.readinga-z.com)

## Life at the Pond

*A Reading A-Z Level I Leveled Book • Word Count: 342*



Reading a-z

Visit [www.readinga-z.com](http://www.readinga-z.com) for thousands of books and materials.

# Life at the Pond



Written by Bea Silverberg

[www.readinga-z.com](http://www.readinga-z.com)

<b>Correlation</b>	
<b>LEVEL I</b>	
Fountas & Pinnell	I
Reading Recovery	15-16
DRA	16

Life at the Pond  
Level I leveled Book  
© Learning A-Z  
Written by Bea Silverberg  
All rights reserved.  
[www.readinga-z.com](http://www.readinga-z.com)




The pond shines in the sun.  
The water is quiet.  
Many things live in the pond.

Life at the Pond • Level I

3

The pond is like a small world.  
It is home to many plants and fish.  
It is home to many reptiles and other animals.

4






Around the pond, ducks feed and play.  
 They gobble tiny plants and dive to catch small fish.  
 Mama duck watches her babies learn to swim.  
 What fun!


Life at the Pond • Level I

5

9

Big and small birds feed by the pond.  
 Some of them snap up flying insects.  
 The big blue heron spears a fish and gobbles it whole.  
 How yummy!






The top of the water is like a thin sheet.  
 Insects skate, hop, and float on it.  
 The water strider skates on long legs.  
 The springtail hops across with its tail.  
 Here we go!

Life at the Pond • Level I

7

Whirling beetles spin on the water.  
 They have eyes on each side, to look up and down.  
 Lily pads with pretty flowers float on top.  
 The roots and stems are under the water, way at the bottom.

8





Frogs begin as tiny eggs in the water.  
 The eggs become wiggly tadpoles,  
 and the tadpoles grow into frogs with legs.  
 They jump in and out of the water looking for food.

Life at the Pond • Level I

9



The bullfrog is one of the biggest frogs.  
 He makes a big splash when he jumps in.  
 He has a very loud croak that sounds like *Chug-a-rumm*.  
*Chug-a-rumm!*

10



What is that pile of sticks in the water?

Beavers have built a house for their family.

When a beaver swims, it smacks the water with its tail.

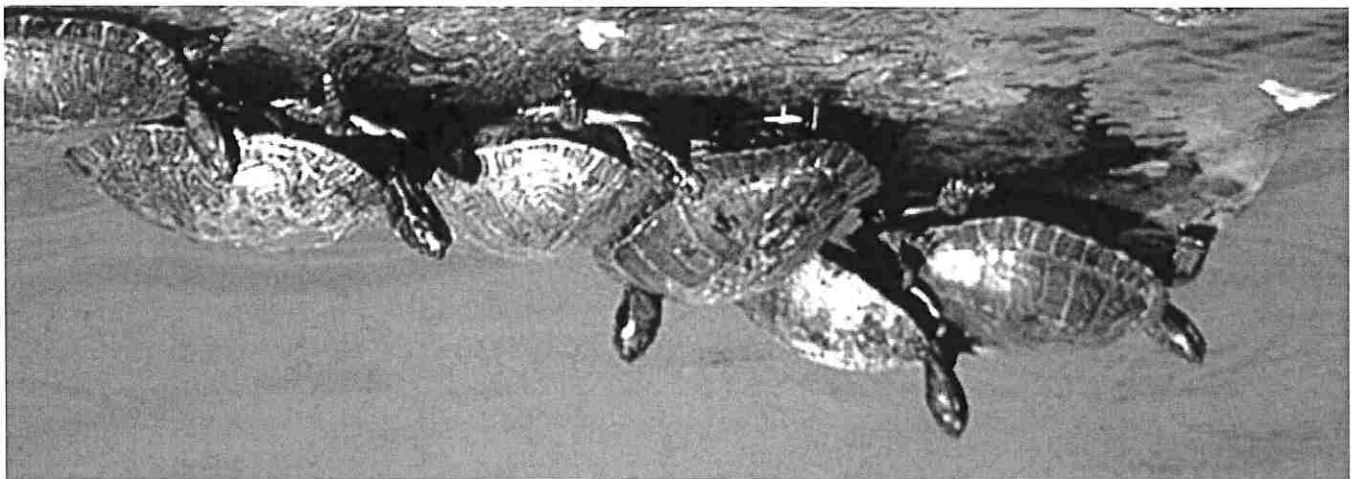
*Smack!*


Life at the Pond • Level 1

11

Turtles in the pond snap up little fish to eat.  
In winter, the turtles sleep down in the mud.  
When it gets warm, they sun themselves  
on a big log in the water.

12





Fish of many sizes and colors swim in the pond.  
 They breathe under the water.  
 Down in the mud, mama fish lays eggs.  
 Later on, papa fish watches the babies.

Life at the Pond • Level I

13

14

The pond is a small world where birds and fish,  
 bugs and turtles, and many plants all live together.  
 What a fun world!



Libro original en inglés de nivel I

Libro de nivel • H

# La vida en la laguna




Escrito por Bea Silverberg

[www.readinga-z.com](http://www.readinga-z.com)

## La vida en la laguna

*Libro de lectura de Reading A-Z, Nivel H • Número de palabras: 352*



 **Reading A-Z**

Visita [www.readinga-z.com](http://www.readinga-z.com) para obtener miles de libros y materiales.

# La vida en la laguna



Escrito por Bea Silverberg

[www.readinga-z.com](http://www.readinga-z.com)

[www.readinga-z.com](http://www.readinga-z.com)

Todos los derechos reservados.

Traducido por Lidia Strong

Escrito por Bea Silverberg

© Learning A-Z

Libro original en inglés, Nivel I

Life at the Pond

Libro de lectura Nivel H

La vida en la laguna

**Créditos fotográficos:**

Portada, contraportada, página de título, páginas 3, 4, 5, 6, 8, 9, 10, 12: © ArtToday; página 7: © Andrey Pali/Dreamstime.com; página 11: © iStockphoto.com/Karen Massier; página 13: © Gary Meszaros/Visuals Unlimited/Corbis; página 14: © Dana Johnson/Dreamstime.com



La laguna brilla bajo el sol.

El agua está tranquila.


Muchas cosas viven en la laguna.

La vida en la laguna • Nivel H

3

4

La laguna es como un pequeño mundo.  
Es el hogar de muchas plantas y peces.  
Es el hogar de muchos reptiles y otros animales.





En la laguna, los patos comen y juegan.

Se tragan pequeñas plantas, y se zambullen para atrapar pececillos.

La mamá pata mira a sus bebés aprendiendo a nadar.


¡Qué divertido!


La vida en la laguna • Nivel H

5

6

Pájaros grandes y pequeños se alimentan en la laguna.  
Algunos atrapan insectos que vuelan.  
La garza real caza un pez y se lo traga entero.  
¡Qué rico!





La superficie del agua es como una lámina fina.

Insectos patinan, saltan y flotan en ella.

El tejedor patina con sus largas patas.

La pulga de agua salta con su cola.


¡Vámonos!

La vida en la laguna • Nivel H

7

Los girinos dan vueltas encima del agua.  
Tienen ojos en ambos lados para mirar arriba y abajo.  
Nenúfares con bellas flores flotan arriba.  
Las raíces y los tallos están debajo del agua, en el fondo de la laguna.

8





Las ranas comienzan su vida como huevos pequeñitos en el agua.  
 Los huevos se convierten en renacuajos inquietos,  
 y los renacuajos se convierten en ranas con patas.  
 Saltan dentro y fuera del agua buscando comida.

La vida en la laguna • Nivel H

9

10

La rana bramaradora es una de las ranas más grandes.  
 Hace que el agua salte bien alto cuando se zambulle.  
 Cuando croa hace un ruido alto que suena "Chog-a-rom".  
 ¡Chog-a-rom!





¿Qué es ese montón de palos en el agua?

Los castores han hecho una casa para su familia.

Cuando el castor nada, le pega al agua con su cola.


¡Pam!


La vida en la laguna • Nivel H

11

Las tortugas en la laguna atrapan pececitos para comer.  
En el invierno, las tortugas duermen abajo en el lodo.  
Cuando empieza a hacer calor,  
se solean en un tronco grande en el agua.

12





Peces de muchos tamaños y colores nadan en la laguna.

Respiran bajo el agua.

Abajo en el lodo, la mamá pez pone huevos.

Después, el papá pez cuida a los bebés.

La vida en la laguna • Nivel H

13

La laguna es un pequeño mundo donde los pájaros y peces,  
insectos y tortugas, y muchas plantas viven todos juntos.  
¡Qué mundo tan divertido!

tl



# Soil

Let's study the earth by learning about the part of it that we are most familiar with: the **soil**. Soil is found on the upper-most layer of the earth's crust.

## **What is soil?**

Soil is a mixture of four main ingredients: weathered rock, organic matter, air and water. The weathered rock can be in the form of sand, silt, clay, pebbles or larger rocks. Organic matter can be anything from old leaves, dead animals and plants, to microorganisms—tiny living things, like bacteria. The last two ingredients are air and water. Without air and water, the microorganisms found in soil cannot live, grow, or help dead matter to decay.

## **Why is soil so important?**

Soil is important because it provides a place where organisms and bacteria can live. Plants rely on soil for nutrients, water and mineral salts. Plants in turn provide the oxygen we breathe, the food we eat, the clothes we wear, and the foundation and building materials we use to make our homes. We could not meet our basic needs without soil!

**Comprehension:** What is the main idea of these two passages?

---

---

---

## THE DANCE PARTY

### ACTIVITY GOALS

- I will demonstrate cooperation and positive communication while creating a group dance.

### ACTIVITY SET-UP & PROCEDURE

#### Equipment:


- Dance Cards
- Upbeat, fun music and music player

#### Set-Up:

- Create a safe space large enough to dance with friends.
- Get your music ready!

### TEACHING TIPS

- Stay Inside Boundaries
- Blindfolds are Optional
- Think Safety First



#### Activity Procedures:

- It's time for a dance party!!! You're going to make this party ROCK by creating your very own dance.
- You'll create a dance for 8 counts (beats) using the Dance Card to give you movement ideas.
- Now it's time to practice! Start the music and let everyone perform their dance moves at the same time!
- Then, let's put our moves together. First, your friend will perform her/his dance for 8 counts. Next, you'll take a turn and perform yours. Continue through all of your friends' moves.
- Next, teach each other your dance moves, put them in a sequence and then complete the entire dance all together! Keep the music pumping and dance!

#### Tips:

- Practice counting 8 beats by clapping and counting to aloud to the music. Next, jump up and down while counting aloud to the music. Finally, jump up and down for 8 counts, clap for 8 counts, and then repeat until everyone understands how to count 8 beats of music.

EATING  
HEALTHY  
101

- Healthy Lifestyle:** Remember to eat at least 5 portions of fruit and veggies every day! It's easier than it sounds. Why not slice some banana over your breakfast cereal or reach for a piece of fresh fruit for your mid-morning snack?! Keep in mind, unsweetened 100% fruit juice, vegetable juice, and smoothies can only count as 1 of your 5 servings each day. For example, if you have 2 glasses of fruit juice and a glass of vegetable juice, that still only counts as 1 serving of fruit and veggies. Limit the amount of juice you drink; eat fresh fruits and drink water instead.

DANCE PARTY CARDS

<b>Robot Dance</b>	<b>Basketball Dance</b>
<b>Football End Zone Dance</b>	<b>Superhero Dance</b>
<b>Grasshopper Dance</b>	<b>Soccer Dance</b>
<b>Tiptoe Dance</b>	<b>Super Cardio Dance</b>