

Kindergarten Student eLearning Activities Log Day 4

Student Name _____ Grade _____

Teacher _____

Complete your selected activity per subject and have your parent/guardian sign it. You can use a device for the online activities or complete the hard copy activities. Students must participate in the eLearning activities to be counted as in attendance for the eLearning days. Submit form to your homeroom teacher the day after the eLearning day. Together the activities should take about 5 hours to complete.


Day 4

Language Arts	Math	Social Studies	Science	Specials
Engage in Reading activities with RazKids, Lexia, or Imagine Espanol accessed via Clever. (www.clever.com/in/maywood89)	Engage in Math activities using Imagine Math via Clever <u>or</u> write 4 word problems.	Read "Preparing Salsa" on RAZ kids via Clever and then complete the online quiz. Write about something to eat that you helped make and draw a picture.	Read "What has feet?" on RAZ Kids and then complete the online quiz. Write about one set of feet in the book. Draw a picture of an animal you saw in the book.	PE: Exercise along with this video: Spider-Man Workout https://www.youtube.com/watch?v=YC_V8hnU2PY&t=52s Practice throwing and catching a ball.
Read a story and draw a picture of your favorite part. Write a sentence about your picture. Wonders/Maravillas Activities		Read "Preparing Salsa" on RAZ Kids and then retell the story to a family member. Write about something to eat that you helped make and draw a picture.	Read "What has feet?" on RAZ Kids and then retell the story to a family member. Write about one set of feet in the book. Draw a picture of an animal you saw in the book.	Music: Dance and sing along to a favorite song. Art: Create a drawing of your favorite room in your home. Use crayons, markers, or pencils.

Parent Signature _____ Date _____




Name _____



Mary Kate Denny/PhotoEdit



Alyson Aliano/Taxi/Getty Images



Copyright © McGraw-Hill Education


Respond to the Interactive Read-Aloud: *Kindergarteners Can!*
Tell what the children in each box are doing. Then draw a picture that shows something else a kindergartener can do.



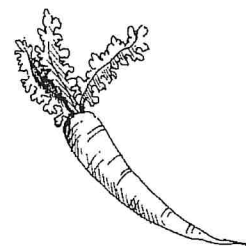
Nombre _____



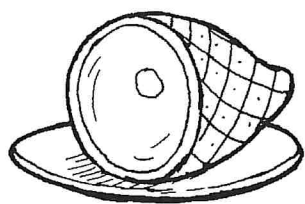
jirafa



jabón



zanahoria



jamón




león



jardinero



jarra



pájaro




violín

Copyright © The McGraw-Hill Companies, Inc.

Ortografía: Acentuación

Lee las palabras en voz alta. Pon una ficha sobre las palabras que llevan tilde.




CC.K.CC.4b Understand the relationship between numbers and quantities; connect counting to cardinality. Understand that the last number name said tells the number of objects counted. The number of objects is the same regardless of their arrangement or the order in which they were counted.



1
○

2
○


3
○



○

○

○



one

two

three

○

○

○



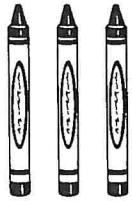
○

○

○

DIRECTIONS 1. Mark under the number that tells how many birds. 2. Mark under the group that shows the same number of birds as at the beginning of the row. 3. Mark under the word that shows the number of balls. 4. Mark under the group that shows the same number of stars as at the beginning of the row.

5



two

☐





three

☐





four

☐


6

☐☐☐

7

☐☐☐

8



five

☐

six

☐


seven

☐

DIRECTIONS 5. Mark under the word that shows the number of crayons. 6. Mark under the group that shows the same number of trees as at the beginning of the row. 7. Mark under the group that shows the same number of fish as at the beginning of the row. 8. Mark under the word that shows the number of apples.

LEVELED BOOK • C

Making Salsa!



Written by Ava G. Kalisch • Illustrated by Tad Butler

www.readinga-z.com

Making Salsa!

A Reading A-Z Level C Leveled Book • Word Count: 39




Reading a-z

Visit www.readinga-z.com for thousands of books and materials.

Making Salsa!



Written by Ava G. Kalisch
Illustrated by Tad Butler

www.readinga-z.com

Correlation	
LEVEL C	
Fountas & Pinnell	C
Reading Recovery	3-4
DRA	3-4

Making Salsa!
Level C leveled Book
© Learning A-Z
Written by Ava G. Kalisch
Illustrated by Tad Butler
All rights reserved.
www.readinga-z.com




In goes the onion.

4

3

Making Salsa! • Level C

In go the peppers.





In goes the salt.


6

5

Making Salsai • Level C

In goes the tomato.





In goes the cilantro.

8

7

Making Salsa! • Level C

In goes the black pepper.






I mix the salsa.
We eat chips and salsa!

10

6

Making Salsa • Level C

In goes the lemon juice.





A Reading A-Z Level B Leveled Book • Word Count: 51

What Has These Feet?

www.readinga-z.com


Written by Kira Freed



What Has These Feet?

LEVELED BOOK • B

What Has These Feet?



Written by Kira Freed


www.readinga-z.com

Correlation	
LEVEL B	
Fountas & Pinnell	B
Reading Recovery	2
DRA	2

What Has These Feet?
Level B Leveled Book
© Learning A-Z
Written by Kira Freed
All rights reserved.
www.readinga-z.com

Title page: Polar bear feet

Photo Credits:
Front cover, back cover, page 5: © ArtToday; title page: © Glen Gaffney/Dreamstime.com; page 3: © Dreamstime.com; page 6: © Jupiterimages Corporation; page 4: © iStockphoto.com/Ray Hems; page 7: © Juniors Bildarchiv/Alamy; page 8: © Callan Chesser/Dreamstime.com; page 9: © iStockphoto.com/Chris Dascher; page 10: © iStockphoto.com/Ian Scott



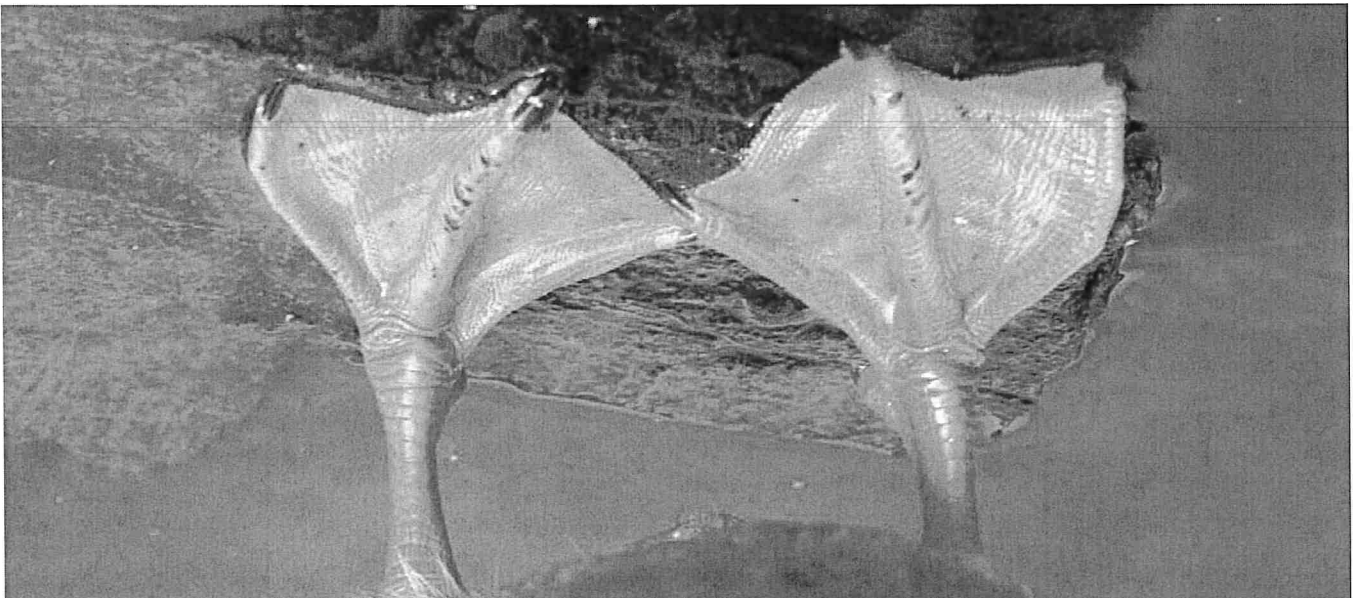
A duck has these
little feet.

4

3

What Has These Feet? • Level B

What kind of animal
has these feet?






An elephant has these
big feet.

6

5

What Has These Feet? • Level B

What kind of animal
has these feet?





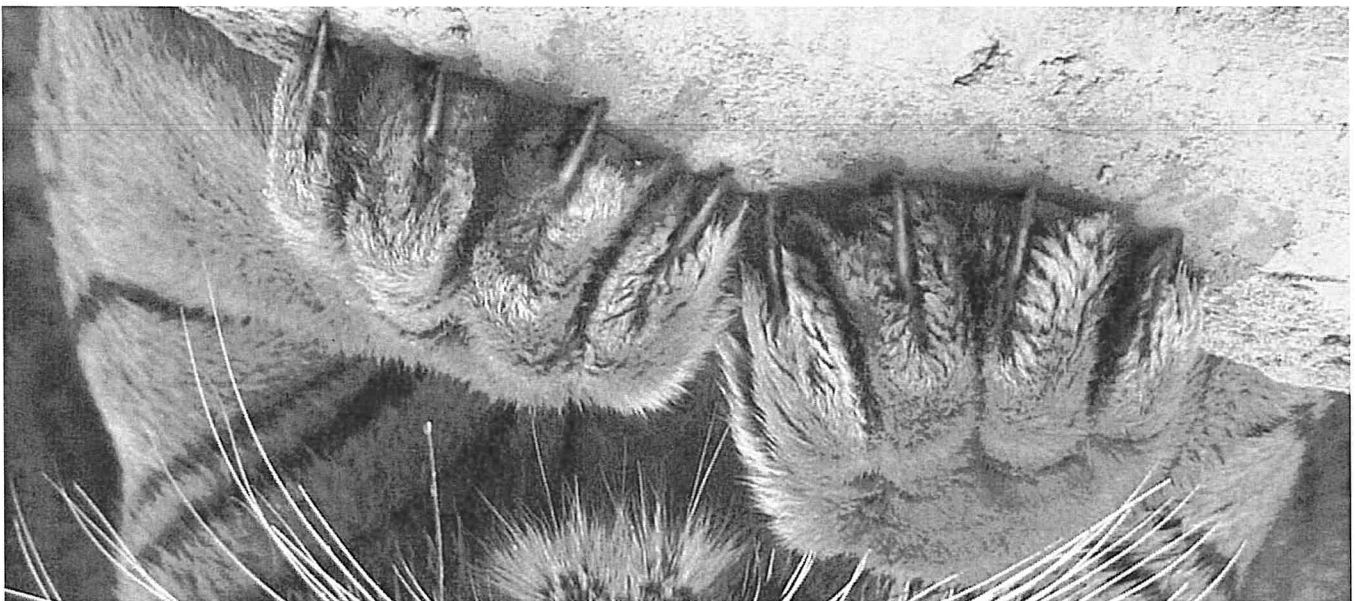
A tiger has these
soft feet.


8

7

What Has These Feet? • Level B

What kind of animal
has these feet?





A shark has no feet.

10

6

What Has These Feet? • Level B

What kind of animal
has no feet?

