

Kindergarten Student eLearning Activities Log Day 8

Student Name _____ Grade _____

Teacher _____

Complete your selected activity per subject and have your parent/guardian sign it. You can use a device for the online activities **or** complete the hard copy activities. Students must participate in the eLearning activities to be counted as in attendance for the eLearning days. Submit form to your homeroom teacher the day after the eLearning day. Together the activities should take about 5 hours to complete.

Day 8

Language Arts	Math	Social Studies	Science	Specials
Engage in Reading activities with RazKids, Lexia, or Imagine Espanol accessed via Clever. (www.clever.com/in/maywood89)	Engage in Math activities using Imagine Math via Clever or write 4 word problems.	Read "What is at the Zoo" on RAZ kids via Clever and then complete the online quiz. Write about an animal you have at home and draw a picture.	Look at each picture. Choose the part of the body they are using or how the animal is feeling.	PE: Exercise along with this video: Batman Workout: Part 1 https://www.youtube.com/watch?v=MU7StZxAwJ0 Practice throwing and catching a ball.
Write about your favorite game to play. Tell who play with. Draw a picture of you and your friend playing your favorite game.				Music: Dance and sing along to a favorite song.
Wonders/Maravillas Activities	Complete Math handout - Standard Practice CC.K.MD.1 and return them to school.	Read "What is at the Zoo" on RAZ Kids and then retell the story to a family member. Write about an animal you have at home and draw a picture.	Look at each picture. Choose the part of the body they are using or how the animal is feeling.	Art: Draw a favorite book or TV character. Use crayons, markers, or pencils.

Parent Signature _____ Date _____

Registro de actividades de aprendizaje electrónico para estudiantes Día 8: el kindergarten

Number _____ Grado _____

Maestro/a _____

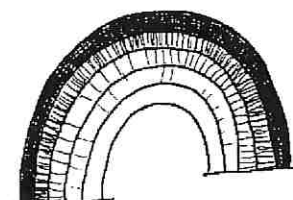

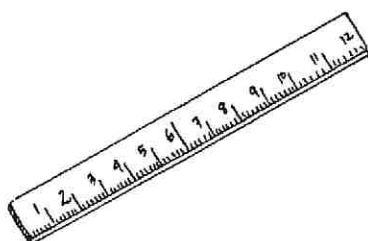

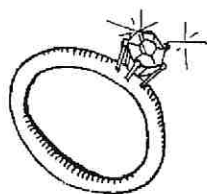

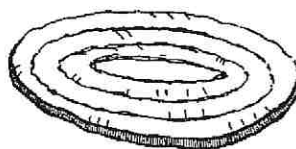

Complete su actividad seleccionada por materia y haga que sus padres / tutores la firmen. Puede usar un aparato electronico para las actividades en línea o completar las actividades en papel. Los estudiantes deben participar en las actividades de eLearning para ser contados como presentes durante los días de eLearning. Envíe el formulario a su maestro de aula el día después del día de eLearning. Las actividades deben tomar alrededor de 5 horas para completarse.

Dia 8

Language Arts	Math	Social Studies	Science	Specials
Engage in Reading activities with RazKids, Lexia, or Imagine Espanol accessed via Clever. (www.clever.com/in/maywood89)	Engage in Math activities using Imagine Math via Clever <u>or</u> write 4 word problems.	Read “What is at the Zoo” on RAZ kids via Clever and then complete the online quiz. Write about an animal you have at home and draw a picture.	Look at each picture. Choose the part of the body they are using or how the animal is feeling.	PE: Exercise along with this video: Batman Workout: Part 1 https://www.youtube.com/watch?v=MU7StZxAwJ0 Practice throwing and catching a ball.
Write about your favorite game to play. Tell who play with. Draw a picture of you and your friend playing your favorite game.				Music: Dance and sing along to a favorite song.
Wonders/Maravillas Activities	Complete Math handout - Standard Practice CC.K.MD.1 and return them to school.	Read “What is at the Zoo” on RAZ Kids and then retell the story to a family member. Write about an animal you have at home and draw a picture.	Look at each picture. Choose the part of the body they are using or how the animal is feeling.	Art: Draw a favorite book or TV character. Use crayons, markers, or pencils.





Firma de Padres _____ Fecha _____

Name _____



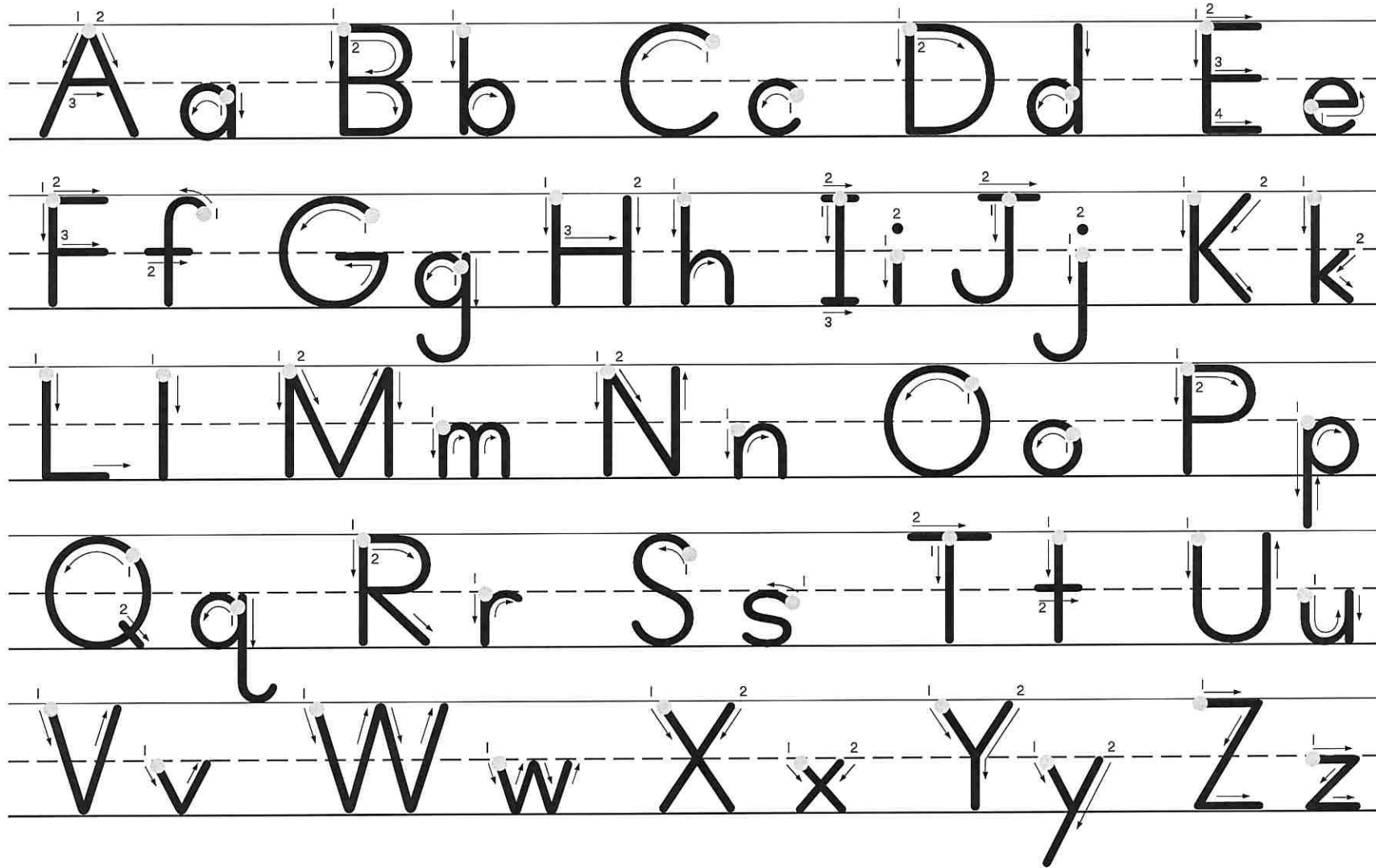
Phonemic Awareness: /r/ Elicit picture names from children. Then ask them to work with a partner to put a marker on each picture whose name begins with /r/. Then have children listen to the **Sound Pronunciation Audio**.

Name _____



Directions: Where does the arrow point in each box? Trace the arrow with your finger to find out. Then color that picture.

Name _____



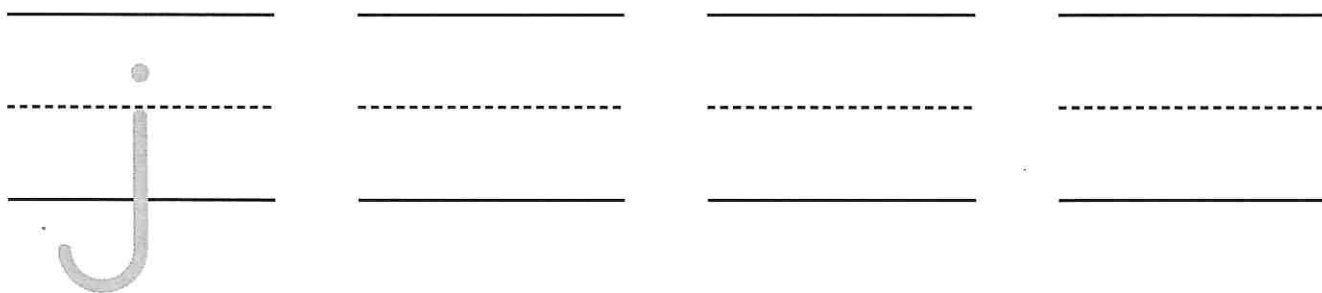
© Macmillan/McGraw-Hill



Nombre _____



Copyright © The McGraw-Hill Companies, Inc.




Fonética: /j/ y j

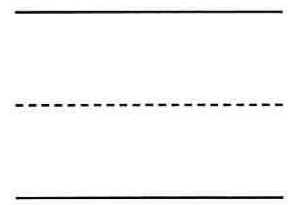
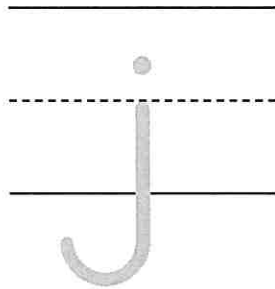
Di el nombre de las cosas que ves en el dibujo. Encierra en un círculo los objetos cuyo nombre tiene el sonido /j/. Escribe la letra j.



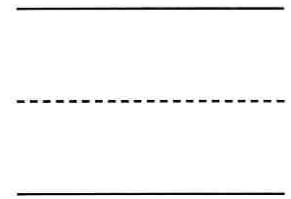

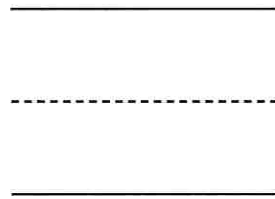
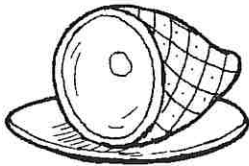
Nombre _____



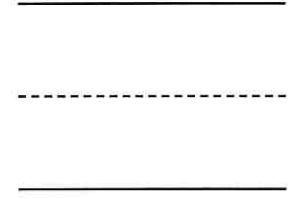

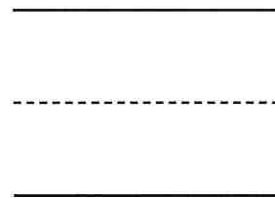

1.



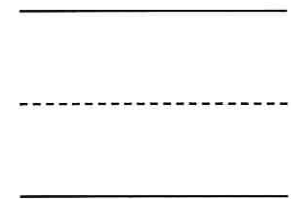
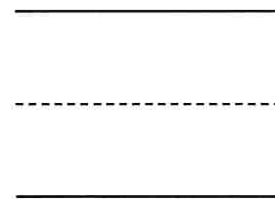

2.



3.



4.



Fonética: /j/ y j

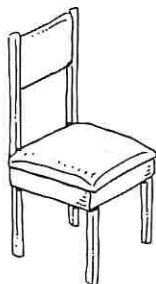
Dí el nombre de cada dibujo. Escribe la letra *j* al lado de los dibujos cuyo nombre comienza con el sonido /j/.



Nombre _____

1.



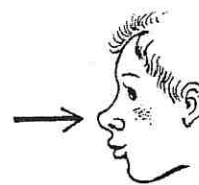





2.








3.





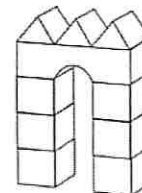



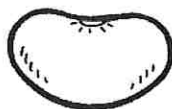
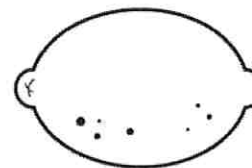




Repaso de fonética: /n/ y n, /d/ y d, /b/ y v, /b/ y b, /f/ y f

Mira los dibujos de cada fila. Di el nombre de cada dibujo. Encierra en un círculo los dibujos cuyo nombre empieza con el mismo sonido.



Escribe la letra para ese sonido.

CC.K.MD.1 Describe measurable attributes of objects, such as length or weight.
Describe several measurable attributes of a single object.

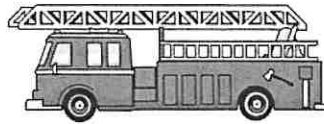

☐☐☐☐☐☐☐☐☐☐☐☐

DIRECTIONS 1. Mark under the object that is tall. 2. Mark under the object that is short. 3. Mark under the object that is long.
4. Mark under the object that is light.



5

☐☐☐

6




7



DIRECTIONS 5. Mark under the object that is heavy. 6. Circle the object that is both long and heavy. 7. Circle the object that is both tall and heavy.

LEVELED BOOK • C

What Is at the Zoo?




Written by Katie Knight • Illustrated by Paula Schricker

www.readinga-z.com

What Is at the Zoo?


A Reading A-Z Level C Leveled Book • Word Count: 76



Reading a-z

Visit www.readinga-z.com for thousands of books and materials.

What Is at the Zoo?




Written by Katie Knight
Illustrated by Paula Schricker

www.readinga-z.com

Correlation	
LEVEL C	
Fountas & Pinnell	C
Reading Recovery	3-4
DRA	3-4

What Is at the Zoo?
Level C Leveled Book
© Learning A-Z
Written by Katie Knight
Illustrated by Paula Schricker
All rights reserved.
www.readinga-z.com




Are there bears at the zoo?
Yes, there are.


What Is at the Zoo? • Level C

3

h

Are there monkeys
at the zoo?
Yes, there are.

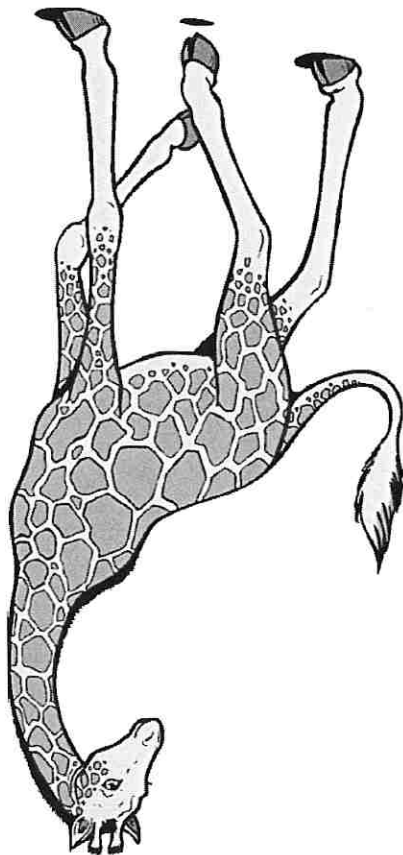




Are there elephants at the zoo?
Yes, there are.



What Is at the Zoo? • Level C

5



Are there giraffes
at the zoo?
Yes, there are.

9



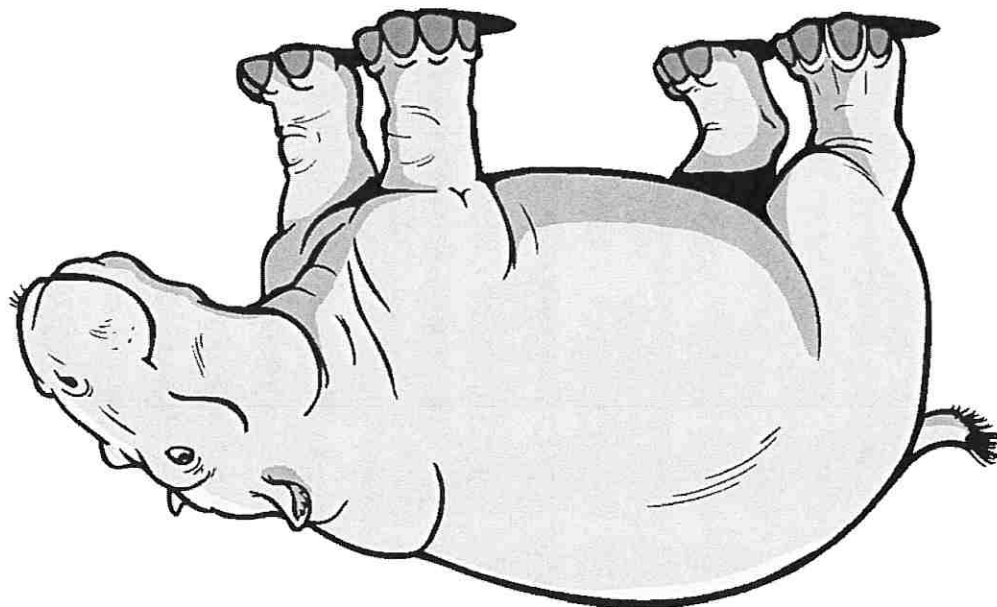
Are there lions and tigers
at the zoo?
Yes, there are.

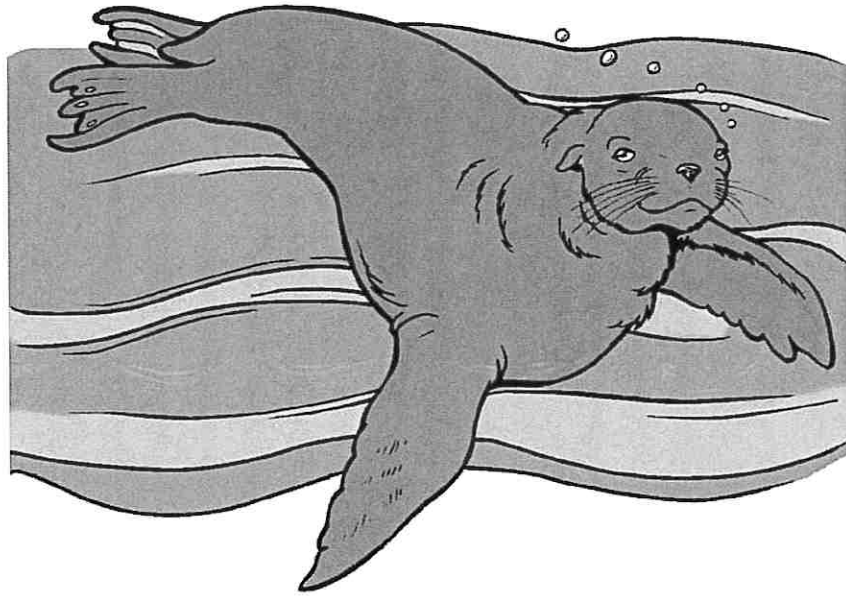
What Is at the Zoo? • Level C

7

Are there hippos at the zoo?
Yes, there are.

8





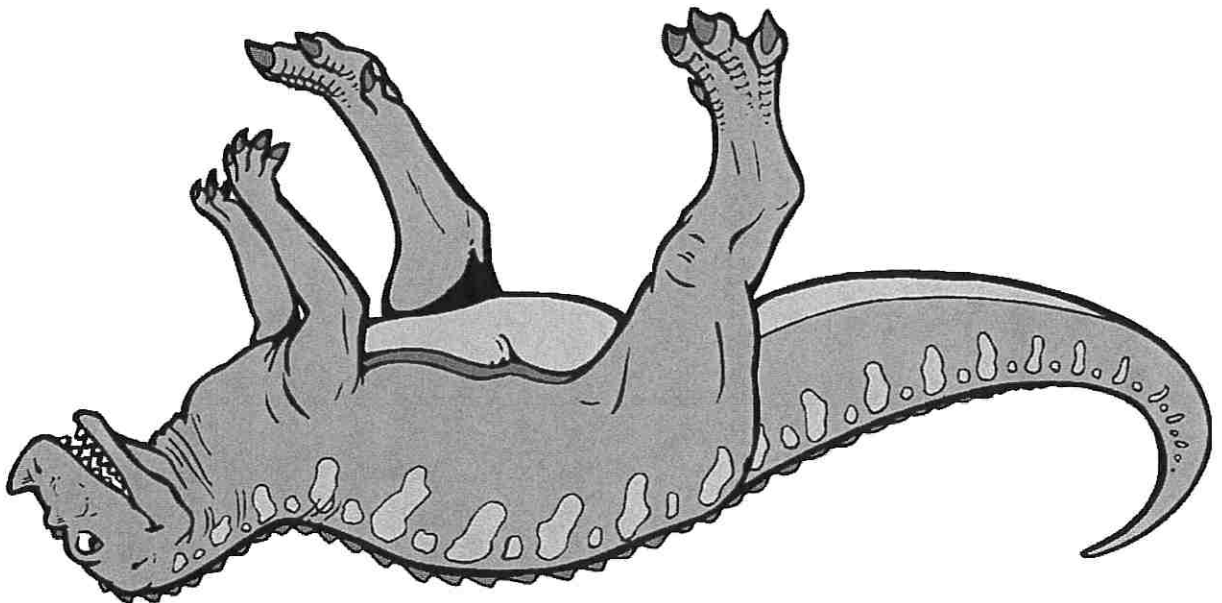
Are there sea lions at the zoo?
Yes, there are.

What Is at the Zoo? • Level C

9

Are there dinosaurs at the zoo?
No, there are not.

10



Libro original en inglés de nivel C

Libro de nivel • C

¿Qué hay en el zoológico?




Escrito por Katie Knight • Ilustrado por Paula Schricker

www.readinga-z.com

¿Qué hay en el zoológico?


Un libro de lectura de Reading A-Z, Nivel C • Número de palabras: 74



Reading A-Z

Visita www.readinga-z.com para obtener miles de libros y materiales.


¿Qué hay en el zoológico?



Escrito por Katie Knight
Ilustrado por Paula Schricker

www.readinga-z.com

¿Qué hay en el zoológico?
Libro de lectura Nivel C
What Is at the Zoo?
Libro original en inglés, Nivel C
© Learning A-Z
Escrito por Katie Knight
Ilustrado por Paula Schricker
Traducido por Lidia Strong
Todos los derechos reservados.
www.readinga-z.com



¿Hay osos en el zoológico?
Sí, sí los hay.


¿Qué hay en el zoológico? • Nivel C

3

ti

¿Hay monos
en el zoológico?
Sí, sí los hay.





¿Hay elefantes en el zoológico?
Sí, sí los hay.



¿Qué hay en el zoológico? • Nivel C

5



¿Hay jirafas
en el zoológico?
Sí, sí las hay.

9



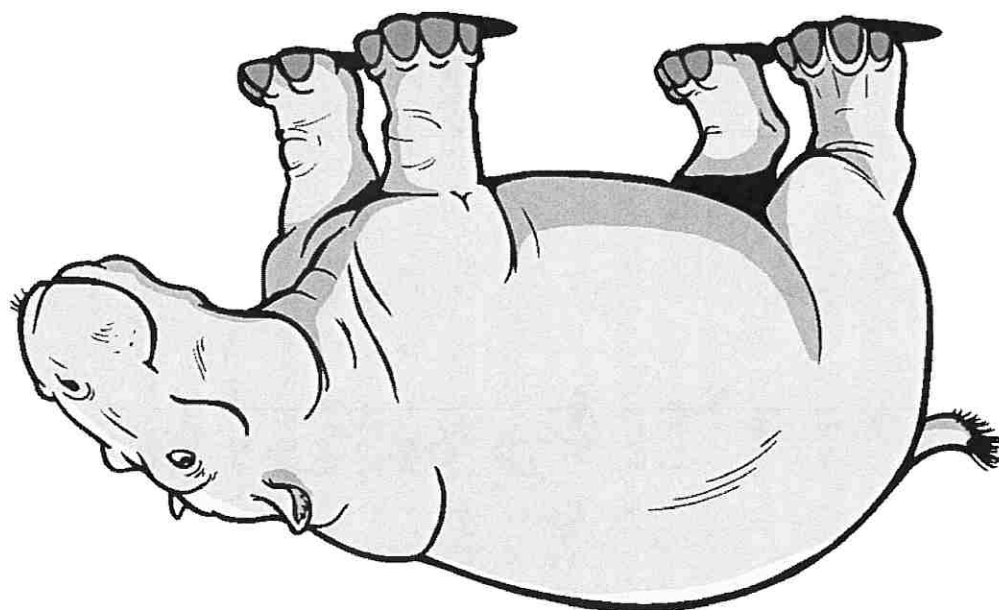
¿Hay leones y tigres en el zoológico?
Sí, sí los hay.

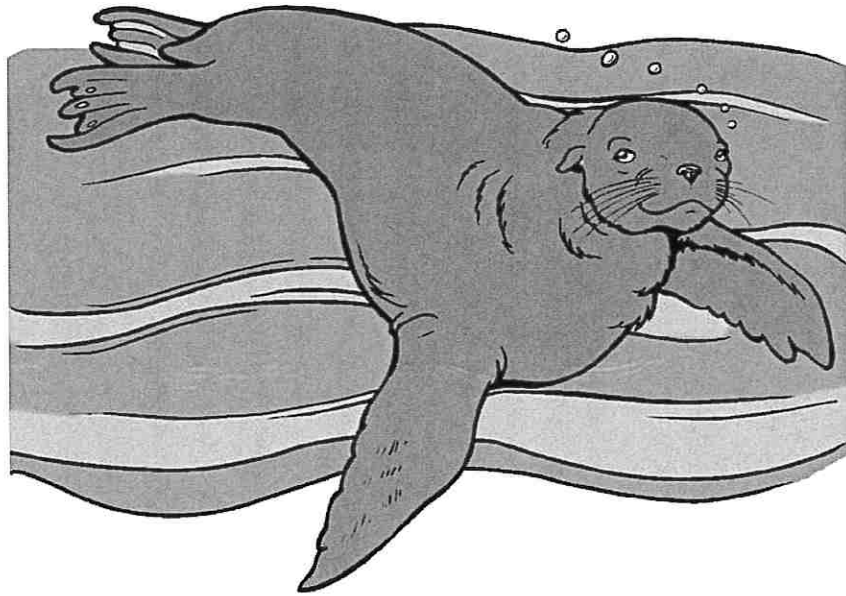
¿Qué hay en el zoológico? • Nivel C

7

¿Hay hipopótamos en el zoológico?
Sí, sí los hay.

8





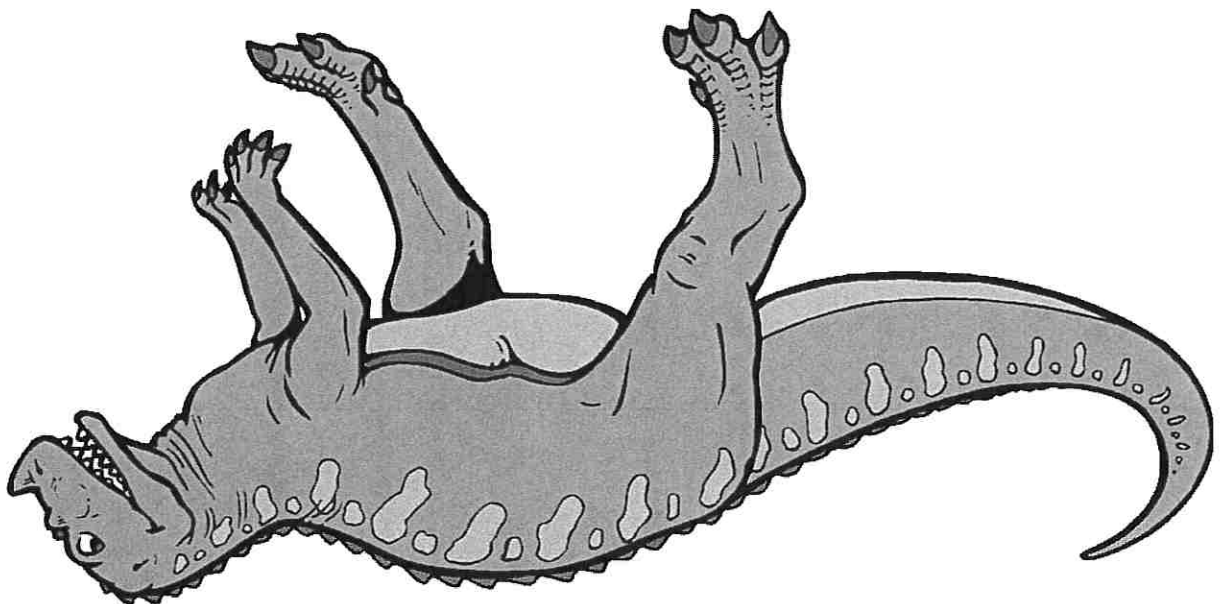
¿Hay lobos marinos en el zoológico?
Sí, sí los hay.

¿Qué hay en el zoológico? • Nivel C

9

¿Hay dinosaurios en el zoológico?
No, no los hay.

10



Name: _____

Date: _____

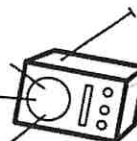
Senses and Feelings

Circle the correct answer.



What are the people using in the pictures?



What are the people using in the pictures?



How do the dogs feel in the pictures?



How do the cats feel in the pictures?

