

STRIDE Student eLearning Activities Log Day 3, 4 and 5

Student Name _____

Grade: _____

Teacher: _____

Complete all activities per subject (Language Arts, Math, Specials, etc.) from the eLearning Activities Outline. Check all activities per subject and have your parent/guardian sign it. Students must participate in the eLearning activities to be counted as in attendance for the eLearning days.

	Day 3	Day 4	Day 5
Reading	Complete 25 minutes of Reading activities on Lexia via Clever.	Complete 25 minutes of Reading activities on Lexia via Clever.	Complete 25 minutes of Reading activities on Lexia via Clever.
Word Work	Use the Inspirational Word List Vocabulary, use 4 vocabulary words to describe how you can be that way in school.	Use the Inspirational Word List Vocabulary, use 4 new vocabulary words to describe how you can be that way in school.	Use the Inspirational Word List Vocabulary, use 4 new vocabulary words to describe how you can be that way in school.
Writing	Complete the Spring Walk Writing Activity.	Complete the Spring Walk Writing Activity	Complete the Spring Walk Writing Activity
Math	Complete 25 minutes of Math activities on Imagine Math via Clever.	Complete 25 minutes of Math activities on Imagine Math via Clever.	Complete 25 minutes of Math activities on Imagine Math via Clever.
Science	Read Signs of Spring and highlight evidence from text that spring is arriving and circle evidence that describes the changes in animals.	Using the article, Signs of Spring, write down the evidence from the text that shows the signs in nature that tell you that spring is arriving.	Using the article, Signs of Spring, write down describe what changes take place for animals in the spring. Write down evidence from your text
Social Studies	Complete Saint Patrick's Day Sequencing Activity.	Complete Saint Patrick's Day Sequencing Activity.	Complete Saint Patrick's Day Sequencing Activity.
Life-Skills	Use the Chic-fil-A Menu to complete the menu problems.	Use the Chic-fil-A Menu to complete the menu problems.	Use the Chic-fil-A Menu to complete the menu problems.
Drama	Watch a fairy tale and complete the fairy tale web.	Continue watching a fairy tale and complete the fairy tale web.	Continuing watching a fairy tale and complete the fairy tale web.
Art	Complete a sheet from Spring Collaborative Art Pack	Complete a sheet from Spring Collaborative Art Pack	Complete a sheet from Spring Collaborative Art Pack
STEM	How Germs Are Spread Science Experiment	How Germs Are Spread Science Experiment	How Germs Are Spread Science Experiment

Parent Signature: _____

Date: _____

open
abierto/a

creative
creativo/a

kind
amable

bold
audaz

dedicated
dedicado/a

responsible
responsable

different
diferente

happy
feliz

reliable
confiable

polite
educado/a

organised
organizado/a

calm
tranquilo/a

confident
seguro/a

fun
divertido/a

remarkable
notable

strong
fuerte

true
verdadero/a

leader
líder

original
original

friendly
amigable

unique
único/a

exciting
emocionante

successful
exitoso/a

honest
honesto/a

reachable
accesible

caring
bondadoso/a

generous
generoso/a

amazing
impresionante

consistent
consistente

helpful
servicial

determined
determinado/a

authentic
auténtico/a

resilient

resistente

original

original

charismatic

carismático/a

strong

fuerte

true

auténtico/a

you

tú

are

eres


hard working

trabajador/a

Name _____

A Spring Walk

It had been a long winter. When spring came, Ben was so excited to go outside. He went for a walk in the woods with his mom. He smelled the fresh clean air. He saw lots of little critters like baby bunnies, deer, and butterflies. Then Ben saw some flowers. He picked the flowers and hid them. Ben shouted, "Surprise!" He gave the flowers to his mom. Ben's mom smiled!



1. Why was Ben excited to go outside?

2. What did Ben see in the woods?

3. How do you think Ben's mom felt at the end of the story? How do you know?

4. Is A Spring Walk fiction or nonfiction? (Circle one)



SIGNS OF SPRING!







Animals prepare to raise their young. Rabbits nest in **burrows**. Also, birds gather sticks and leaves to build nests.

Many animals that spent the winter in warmer places begin **migrating** back home. Butterflies migrate 50 miles a day to get back home. Animals, like bears, come out of **hibernation**. Ladybugs come out from under rocks and bushes.

Many different animals are born or **hatch** in spring. Ducklings follow closely behind their mothers. Baby lambs drink milk from their mothers.

Signs of spring can be found everywhere! Temperatures begin to warm and rain falls more often. Also, the ground begins to thaw and flowers, such as daffodils, begin to sprout.




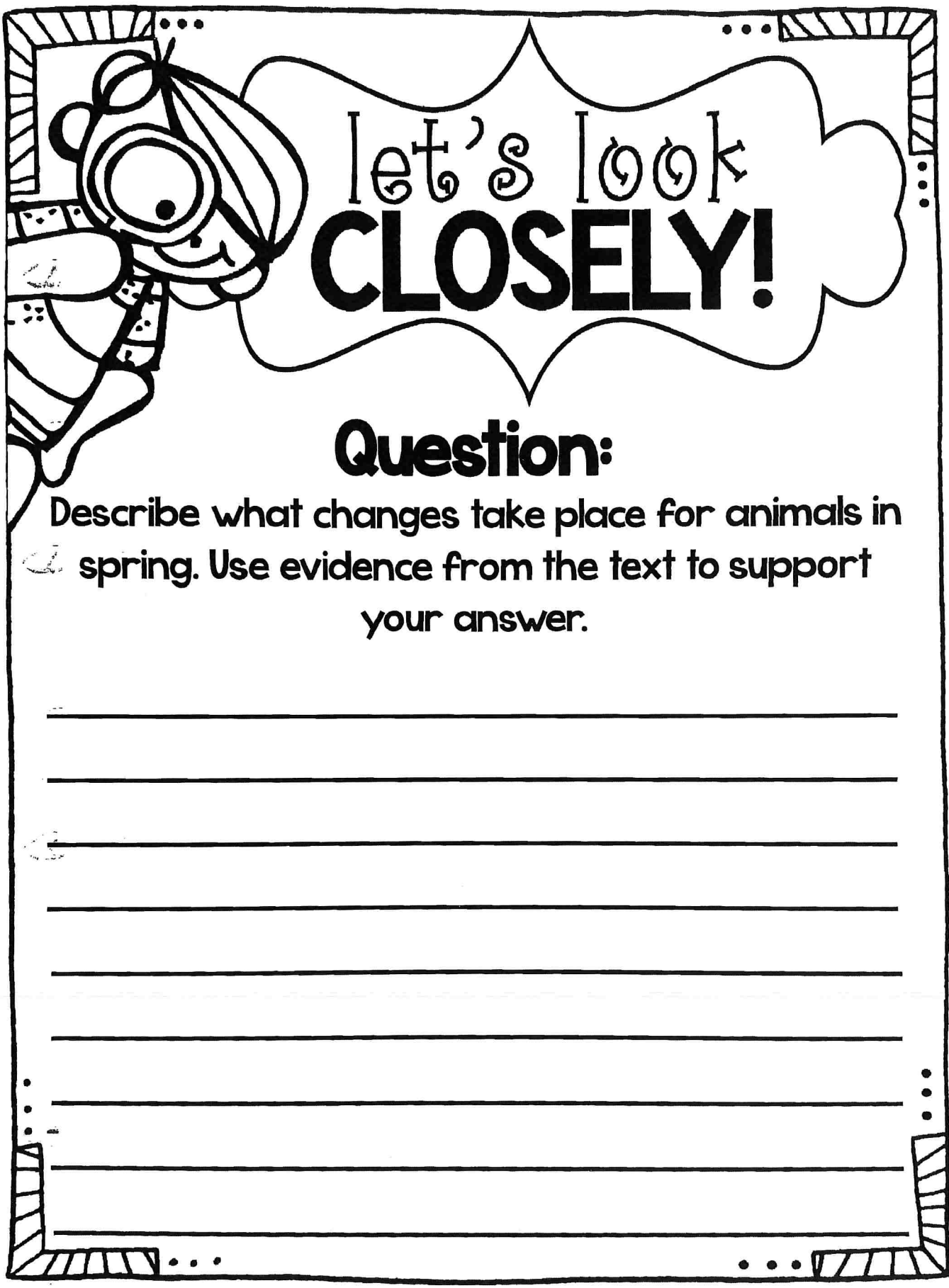


let's look
CLOSELY!

Question:

What signs in nature tell you that spring is arriving? Use evidence from the text to support your answer.

a



let's look
CLOSELY!

Question:

Describe what changes take place for animals in
a spring. Use evidence from the text to support
your answer.

Saint Patrick's Story

Read the paragraphs below carefully.

Cut out each paragraph and arrange them in the correct order.

It is believed that Patrick was sold to a local chieftain named Miliue. He spent six years herding sheep on Slemish in Antrim. He used to pray to God every day.

twinkl.com

In the year 432, Pope Celestin sent him to Ireland. Patrick converted the chief to Christianity. He gave him a barn to use as a church.

Saul, coming from the ~Irish "Sabhall Phádraig" - meaning Patrick's Barn, has been the name of the town land in Co. Down ever since.

twinkl.com

He spent 40 days fasting on top of a hill in Connacht. Ever since that event, the hill has been called Croagh Patrick (Cruach Phádraig).

Crowds visit Croagh Patrick every year on pilgrimages.

twinkl.com

Around 401 A.D. the High King, Niall, brought prisoners back from Britain with him. The young man, Patrick, was among the prisoners.

twinkl.com

Patrick spent 30 years spreading the faith. He founded around 300 churches around the country. It was in Armagh where he founded the cathedral.

He died in Sauland was buried in Downpatrick.

twinkl.com

Eventually, he escaped and was able to make his way to Nantes in France. He spent some time training to be a priest. He was ordained in Auxerre.

twinkl.com

Patrick went to Tara and explained Christianity to the high king, Laoghaire, and to the nobles. The high king allowed him to teach the faith to the Irish.

twinkl.com


Saint Patrick's Story Answers

1. Around 401 A.D. the High King, Niall, brought prisoners back from Britain with him. The young man, Patrick, was among the prisoners.
2. It is believed that Patrick was sold to a local chieftain named Miliue. He spent six years herding sheep on Slemish in Antrim. He used to pray to God every day.
3. Eventually, he escaped and was able to make his way to Nantes in France. He spent some time training to be a priest. He was ordained in Auxerre.
4. In the year 432, Pope Celestin sent him to Ireland. Patrick converted the chief to Christianity. He gave him a barn to use as a church. Saul, coming from the Irish "Sabhall Phádraig" - meaning Patrick's Barn, has been the name of the town land in Co. Down ever since.
5. Patrick went to Tara and explained Christianity to the high king, Laoghaire, and to the nobles. The high king allowed him to teach the faith to the Irish.
6. He spent 40 days fasting on top of a hill in Connacht. Ever since that event, the hill has been called Croagh Patrick (Cruach Phádraig). Crowds visit Croagh Patrick every year on pilgrimages.
7. Patrick spent 30 years spreading the faith. He founded around 300 churches around the country. It was in Armagh where he founded the cathedral. He died in Saul and was buried in Downpatrick.



Menu Math


Classics



\$3.29



\$3.89



\$3.59



\$4.19



\$3.99




\$4.89



\$3.69



\$3.29



\$4.19


Sides



\$1.49



\$2.55



\$1.69



\$2.59



\$1.69



\$2.55



\$1.89

Med. Drinks



\$1.79



\$1.69



\$1.69

Desserts



\$1.95



\$3.09



\$1.89



\$1.25



\$1.29

Wraps and Salads



\$5.49



**Chick-n-Strips
\$6.29**



**Garden
\$6.29**



\$5.49



**Southwest
\$6.29**



**Fruit
\$6.59**

Name: _____

Use the restaurant menu, pick food items and add them together. Show your work.

How much is a large chocolate milkshake? _____

How much are a Meal #1 and 4 count nugget kids meal? _____

How much is a Southwest Chargrilled Salad? _____

How much is a chicken salad sandwich and a 4 count Chicken biscuit? _____

Now make up your own problems using the menu...

$$\underline{\hspace{2cm}} + \underline{\hspace{2cm}} = \underline{\hspace{2cm}}$$

$$\underline{\hspace{2cm}} + \underline{\hspace{2cm}} = \underline{\hspace{2cm}}$$

$$\underline{\hspace{2cm}} + \underline{\hspace{2cm}} = \underline{\hspace{2cm}}$$

$$\underline{\hspace{2cm}} + \underline{\hspace{2cm}} + \underline{\hspace{2cm}} + \underline{\hspace{2cm}} = \underline{\hspace{2cm}}$$

Fairy Tale Web



Setting:

Good Characters:

Evil Characters:

Title:

Beginning:

Middle:

End:




Spring


Teacher Instructions:



Create a show-stopping piece of class artwork to brighten up your walls and hallways!

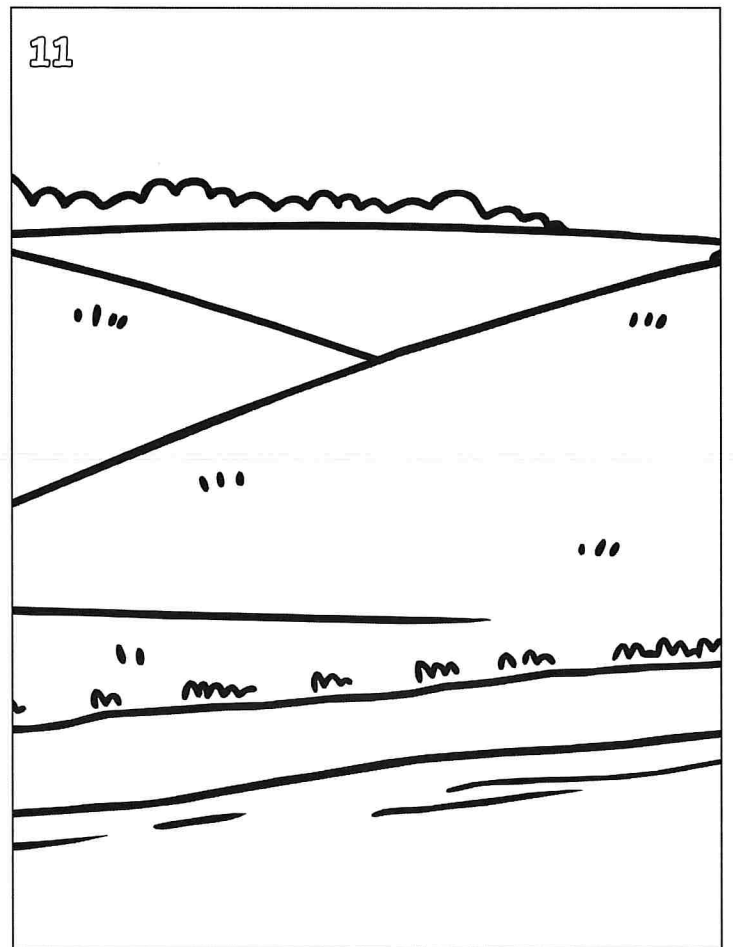



1. Print the pages on paper or card stock.
2. Trim off the edges.
3. Assign each child one piece to complete using a single art medium or a variety of crayons, colored pencils, markers, paint, and pastels.
4. Use the page numbers and overview (below) to put together your finished collaborative art project.











visit [twinkl.com](https://www.twinkl.com)












20




21




22



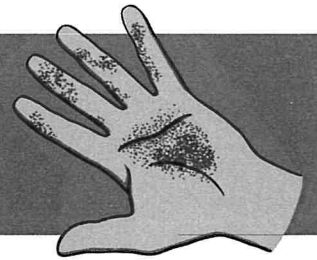
23





How Germs Are Spread

Science Experiment

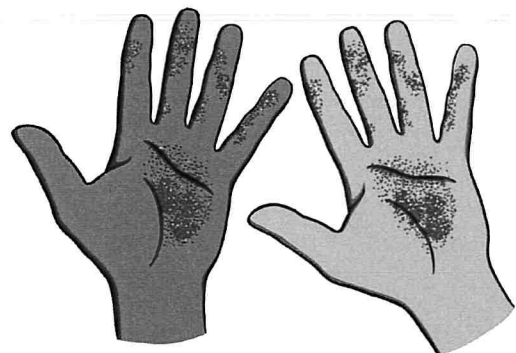



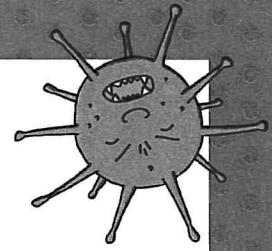

Method

1. Put a drop of lotion on your hands and rub them together to spread the lotion out evenly.
2. With your hands over newspaper, ask your partner to put a pinch of glitter in the palm of one of your hands.
3. With your hands still over the newspaper, make a fist with the hand that has glitter on it, then spread your fingers out. What do you see?
4. Now press the palms of your hands together and pull them apart. What do you notice about your hands?
5. Touch your partner's hand. Now do you see anything on it?
6. Get a paper towel and use it to wipe your hands clean of all the glitter. Is it working?
7. After using the paper towel, try using soap and water to wash your hands. Did the glitter come off?

You will need:

Hand lotion
Glitter
Sink or large bucket
Newspaper
Paper towels
Soap
Water





When should you wash your hands during the day?

hands in soap and water?

Why does the glitter come off after we wash our

Why is it important to wash our hands with soap and water?

How can we keep germs from spreading?

How Germs Are Spread

Science Experiment

Science Experiment

How Germs Are Spread

How can we keep germs from spreading?

Why is it important to wash our hands with soap and water?

Why does the glitter come off after we wash our
hands in soap and water?

When should you wash your hands during the day?

