

Dear K-2 Grade Parents/Guardians,

While your students are home, we ask that you continue to partner with us in ensuring ongoing learning. Below is a list of activities we recommend your students complete on a daily basis.



**Reading** (20 minutes) - Your student can use district online resources including [Lexia](#), [RAZ Kids](#), and [Imagine espanol](#). Help your student read everyday text around your home—cereal boxes, mail, lists, directions, and more. If you have books at home, encourage your student to read and read with them when you can. Reading Packet options are available [here](#).



**Writing** (20 minutes) - Your student can write cards, letters, and lists. They can write a [story](#) or write about something on which they are an expert. If you have online access, students can take a [Virtual Field Trip](#) and write about what they see and learn.



**Math** (30 minutes) - Your student can use [Imagine Math](#) for online learning. There are also many ways to practice math at home: counting, making patterns, and helping with recipes are some examples. Math Packet options are available [here](#).



**Social Studies** (20 minutes) - Your student can learn about social studies online using [BrainPOP Jr.](#) or [BrainPOP espanole](#). Discuss a current events or share stories from your childhood to help students learn about social studies.



**Science** (20 minutes) - Your student can learn about science online using [BrainPOP Jr.](#) or [BrainPOP Espanol](#).



**Exercise** (60 minutes a day) - Regular exercise is important to do every day. Movement helps reduce stress and helps students be ready to learn. Link to [GoNoodle](#) for online videos for movement and mindfulness. Find daily fitness ideas on this calendar ([Eng](#), [Span](#)).



**Art/Music** (20 minutes) - Art and music help students exercise creativity and self-expression. Link to online classes through [Maywood Fine Arts Academy](#).



**Playtime** (20 minutes) - "Playing" helps students learn collaboration, communication and good citizenship.



**Social Emotional Learning** - Visit [Parent Toolkit](#) (English, Spanish) for information on child health, social emotional development, and academic topics. Talk with your student about what they are learning and feeling.

Estimados padres / tutores de grados K-2,

Mientras sus estudiantes estén en casa, le pedimos que continúe colaborando con nosotros para garantizar un aprendizaje continuo. A continuación, hay una lista de actividades que recomendamos que sus estudiantes completen diariamente.



**Lectura** (20 minutos): su estudiante puede usar los recursos en línea del distrito, incluyendo [Lexia](#), [RAZ Kids](#), e [Imagine español](#). Ayude a su estudiante a textos cotidianos en su hogar: cajas de cereales, correo, listas, instrucciones y más. Si tienen libros en casa, anime a su estudiante a leer y leer con ellos cuando pueda. Las opciones del paquete de lectura están disponibles [aquí](#).



**Escritura** (20 minutos) - su estudiante puede escribir tarjetas, cartas y listas. Pueden escribir una [historia](#) escribir sobre algo en lo que son expertos. Si tienen acceso en línea, los estudiantes pueden hacer una [excursión virtual](#) y escribir sobre lo que ven y aprenden.



**Matemáticas** (30 minutos) - su estudiante puede usar Imagine Math para el aprendizaje en línea. También hay muchas maneras de practicar las matemáticas en casa: contar, hacer patrones y ayudar con las recetas son algunos ejemplos. Las opciones del paquete matemático están disponibles [aquí](#).



**Estudios Sociales** (20 minutos) - Estudios sociales (20 minutos): su estudiante puede aprender sobre estudios sociales en línea [utilizando BrainPOP Jr. o BrainPOP español](#). Discuta eventos actuales o comparta historias de su infancia para ayudar a los estudiantes a aprender sobre estudios sociales.



**Ciencia** (20 minutos): su estudiante puede aprender sobre ciencia en línea usando [BrainPOP Jr. o BrainPOP español](#).



**Ejercicio** (60 minutos al día): es importante hacer ejercicio regularmente todos los días. El movimiento ayuda a reducir el estrés y ayuda a los estudiantes a estar listos para aprender. Enlace a [GoNoodle](#) para videos en línea para movimiento y atención plena. Encuentra ideas de ejercicio diario en este calendario ([Eng](#), [Span](#)).



**Arte / Música** (20 minutos): el arte y la música ayudan a los estudiantes a ejercitar la creatividad y la autoexpresión. Enlace a clases en línea a través de [Maywood Fine Arts Academy](#).










**Recreo** (20 minutos) - "Jugar" ayuda a los estudiantes a aprender colaboración, comunicación y buena ciudadanía









**Aprendizaje social y emocional**- Visite [Parent Toolkit](#) (ingles, Español) para obtener información sobre salud infantil, desarrollo social y emocional y temas académicos. Hable con su estudiante sobre lo que está aprendiendo y sintiendo.










<p>Access these programs from Clever at <a href="https://www.clever.com/in/maywood89">https://www.clever.com/in/maywood89</a></p>	
	Lexia Core 5 has literacy activities with tracked progress and customized lessons. K-5; App available
	Raz-Kids has online leveled books from basic to advanced. Students can record themselves and take quizzes. K-5; English and Spanish; App available
	Imagine Español has Spanish literacy activities with tracked progress and customized lessons. K-3; Spanish
	Imagine Math has math activities with tracked progress and customized lessons. K-5
	Wonders/Maravillas includes literature, vocabulary, writing, and grammar activities K-5; English and Spanish; App available (separate sign-in required—email teacher if needed)
	World Book A world of learning at your fingertips. Explore important people, animals, maps, science, and activities. K-8; English and Spanish
	Edgenuity Pathblazer includes Math and Reading activities linked to standards. K-8; Limited School Access


If you need login assistance with login information, contact your teacher through [email](#).






## Additional Resource Links






<b>Reading</b>	
	<a href="https://classroommagazines.scholastic.com/support/learnathome.html">https://classroommagazines.scholastic.com/support/learnathome.html</a> Choose books, videos, and activities by grade levels
	<a href="https://www.thespanishexperiment.com/stories">https://www.thespanishexperiment.com/stories</a> Children's stories in Spanish
	<a href="https://www.storylineonline.net/">https://www.storylineonline.net/</a> Actors and Actresses read books with illustrations
	<a href="https://www.getepic.com/">https://www.getepic.com/</a> 1000's of award winning books. English and Spanish Signup required, free 30 days
	<a href="https://newsela.com/">https://newsela.com/</a> English; <a href="https://newsela.com/rules/spanish">https://newsela.com/rules/spanish</a> Spanish News articles written for students with quizzes and writing prompts for 3-8; English and Spanish
	<a href="https://www.tweentribune.com/">https://www.tweentribune.com/</a> Informational text at different grade levels



<b>Online Magazines</b>	
	Time for Kids <a href="http://www.timeforkids.com">http://www.timeforkids.com</a>
	Scholastic News <a href="http://magazines.scholastic.com">http://magazines.scholastic.com</a> English <a href="https://classroommagazines.scholastic.com/spanish.html">https://classroommagazines.scholastic.com/spanish.html</a> Spanish
	Highlights Kids <a href="https://www.highlightskids.com/">https://www.highlightskids.com/</a>
	Sport Illustrated Kids <a href="http://www.sikids.com">http://www.sikids.com</a>
	National Geographic Kids <a href="http://kids.nationalgeographic.com">http://kids.nationalgeographic.com</a>



Writing	
	<a href="http://www.scholastic.com/teachers/story-starters/index.html">http://www.scholastic.com/teachers/story-starters/index.html</a> Story Starter ideas by grade level
	<a href="https://www.storyboardthat.com/">https://www.storyboardthat.com/</a> Digital story telling with backgrounds, characters, and text


Dual Language	
	<a href="https://l2trec.utah.edu/news/utahdliathome/spanish.php">https://l2trec.utah.edu/news/utahdliathome/spanish.php</a> Spanish and Dual language activities and resources

Math	
	<a href="https://www.coolmath4kids.com/">https://www.coolmath4kids.com/</a> K-5 Math games, lessons, brainteasers
	<a href="https://minds-in-bloom.com/math-scavenger-hun/">https://minds-in-bloom.com/math-scavenger-hun/</a> K-5 Math scavenger hunt ideas
	<a href="https://www.khanacademy.org/math">https://www.khanacademy.org/math</a> K-8 Practice early math through grade 8
	<a href="https://www.ixl.com/">https://www.ixl.com/</a> K-8 Practice early math through grade 8
	<a href="https://www.mathgames.com/math-games.html">https://www.mathgames.com/math-games.html</a> K-8 math games by grade and topic

Science and Social Studies	
	BrainPop Jr <a href="https://jr.brainpop.com">https://jr.brainpop.com</a> BrainPOP Español <a href="https://esp.brainpop.com">https://esp.brainpop.com</a> BrainPop <a href="https://www.brainpop.com/">https://www.brainpop.com/</a> BrainPopELL <a href="https://ell.brainpop.com">https://ell.brainpop.com</a> Animated educational videos and activities on many school topics K-8; App available (Username: district89; Password: brainpop2)
	<a href="https://www.eia.gov/kids/">https://www.eia.gov/kids/</a> Information and games about energy
	<a href="https://www.optics4kids.org/illusions">https://www.optics4kids.org/illusions</a> Optical illusions
	<a href="https://blockly.games/">https://blockly.games/</a> Programming games for kids
	<a href="https://www.education.com/activity/social-studies/">https://www.education.com/activity/social-studies/</a> Social Studies activities by grade level

Health	
	<a href="https://www.gonoodle.com/">https://www.gonoodle.com/</a> Movement and mindfulness videos
	<a href="https://aha-nflplay60.discoveryeducation.com/families">https://aha-nflplay60.discoveryeducation.com/families</a> Fun activities, videos, and virtual field trips

Art/Music	
	<a href="http://www.maywoodfinearts.org/?page_id=3043">http://www.maywoodfinearts.org/?page_id=3043</a> Take an online class with Maywood Fine Arts
	<a href="https://colormandala.com/">https://colormandala.com/</a> Color mandelas online

For Parents	
	<a href="http://www.parenttoolkit.com/">http://www.parenttoolkit.com/</a> English; <a href="http://www.parenttoolkit.com/home?lang=es">http://www.parenttoolkit.com/home?lang=es</a> Spanish Age level guides for academic, health, social emotional topics and video parenting guides English and Spanish

## Virtual Field Trips/Tours

Use Google Earth to explore our National Parks.

[Badlands National Park](#)

[Death Valley National Park](#)

[Denali National Park](#)

[Everglades National Park](#)

[Glacier National Park](#)


[Grand Canyon National Park](#)

[Great Smoky Mountain National Park](#)

[Redwood National and State Parks](#)

[Rocky Mountain National Park](#)

[Yellowstone National Park](#)



Lesson ideas:

Choose a National Park. Record your observations, then choose to create one of the following:

- Design a travel brochure
- Write a newspaper article to describe the location and encourage travel there
- Create a map that shows the location of the national park

Zoos and Web Cams - Observe various zoo animals through web cams.

[Smithsonian's National Zoo](#)

[San Diego Zoo](#)

[Animal Planet Live](#)

[National Aquarium](#): Black Tip Reef Sharks, Jellies, and Pacific Coral Reef Live

[Seattle Aquarium](#): YouTube virtual field trip and lesson

[Seattle Aquarium Live Cams](#)



Lesson ideas:

Visit and observe an animal of your choice. Complete one of the following:

- Observe the animal for one week. Record these observations and then write a journal about the animal and its habits.
- Create an informative poster about the animal.
- Describe the animal's habitat.

[Planetarium](#) - Explore over 60,000 stars, locate planets, and watch sunrises and solar eclipses. If you enter your location, and you can see all the constellations that are visible in the night sky in your corner of the world.

[NASA Commercial Crew Virtual Tours](#) - YouTube series containing virtual tours of training facilities. Learn how the astronauts train for space travel and life aboard the International Space Station.

[Smithsonian Latino Center](#) - Features live broadcasts of Latina writers and virtual exhibits around Latino cultures. Includes a Latino Virtual Museum Bilingual Teacher Training Tool Kit that is now available online and via iTunes U.

Tour various locations from around the world.

[The Great Wall of China](#)

[Pompeii](#)

[Ellis Island](#) - this site also includes some additional activities

Lesson ideas:

Write a journal entry from about a journey to this location.

Create a travel brochure.

Take a trip to Walt Disney World and go on a virtual ride of some of Disney's famous attractions.

[Space Mountain](#)

[Splash Mountain](#)

[Test Track](#)

[Expedition Everest](#)

[Rock n Roller Coaster](#)

[Soarin'](#)

[Seven Dwarfs Mine Train](#)

[Rise of the Resistance](#)

[Mickey and Minnie's Runaway Railway](#)

[Slinky Dog Dash](#)

[Millennium Falcon/ Smuggler's Run](#)





## Student eLearning Activities Log Week 4

Student Name \_\_\_\_\_ Grade \_\_\_\_\_

Teacher \_\_\_\_\_

Please write the activities you completed each day.

	<b>Monday</b>	<b>Tuesday</b>	<b>Wednesday</b>	<b>Thursday</b>	<b>Friday</b>
Example:	Read/listened to a story Imagine Math Scholastic Science experiment Jumping Jacks Reading packet Math packet	Reading packet Math packet Raz-Kids Art Imagine Math	Imagine Math Writing Virtual Tour Read a book Jumped Rope/Burpees	Imagine Math Reading packet Math packet Social Studies YouTube exercise video	Imagine Math Reading packet Math packet Art project Science experiment Raz-Kids Lexia
Activities/ Assignments					

Parent Signature \_\_\_\_\_ Date \_\_\_\_\_

## Registro de actividades de aprendizaje electrónico semana 4

Nombre \_\_\_\_\_ Grado \_\_\_\_\_

Maestro/a \_\_\_\_\_

Por favor escribe las actividades que completaste cada día.

	lunes	martes	miércoles	jueves	viernes
Ejemplo:	Leer un libro Imagine Math Scholastic Experimento de Ciencias Jumping Jacks Paquete de lectura Paquete de matemáticas	Paquete de lectura Paquete de matemáticas Raz-Kids Arte Imagine Math Lexia	Imagine Math Escritura Paseo Virtual Leer un libro Brincar la cuerda/sentadillas lexia	Imagine Math Paquete de lectura Paquete de matemáticas Estudios Social Vídeo YouTube de ejercicio	Imagine Math Paquete de lectura Paquete de matemáticas Arte Experimento de Ciencia Raz-Kids Lexia
Actividades/ Tareas					

Firma de Padres \_\_\_\_\_ Fecha \_\_\_\_\_

# HOW TO USE THIS BOOK

*180 Days of Reading for Kindergarten* offers teachers and parents a full page of daily foundational reading practice activities for each day of the school year.

## Easy to Use and Standards Based

These activities reinforce grade-level skills across a variety of reading concepts. The questions are provided as a full practice page, making them easy to prepare and implement as part of a classroom morning routine, at the beginning of each reading lesson, or as homework. The weekly focus alternates between fiction and nonfiction standards.

Every kindergarten practice page provides questions that are tied to a reading or writing standard. Students are given the opportunity for regular practice in foundational reading skills, allowing them to build confidence through these quick standards-based activities.

Question	Common Core State Standards
<b>Days 1–3</b>	
1–3	<b>Reading Foundational Skills 3a:</b> <i>Demonstrate basic knowledge of letter-sound correspondences by producing the primary or most frequent sound for each consonant or</i> <b>Reading Foundational Skills 3b:</b> <i>Associate the long and short sounds with the common spellings (graphemes) for the five major vowels.</i>
4	<b>Reading Foundational Skills 3d:</b> <i>Distinguish between similarly spelled words by identifying the sounds of the letters that differ.</i>
<b>Day 4</b>	
1–4	<b>Reading Foundational Skills 4:</b> <i>Read emergent-reader texts with purpose and understanding.</i>
<b>Day 5</b>	
	<b>Writing 3:</b> <i>Use a combination of drawing, dictating, and writing to narrate a single event or several loosely linked events, tell about the events in the order in which they occurred, and provide a reaction to what happened.</i>



Name: \_\_\_\_\_ Date: \_\_\_\_\_

**Directions** Match the words to the pictures.



sack



snack



snap

1. snack



2. snap



3. sack



**Directions** Circle the word for the picture.  
Write the word.

4.



snip

snarl

\_\_\_\_\_

\_\_\_\_\_

\_\_\_\_\_

SCORE

1. 😊 😐

2. 😊 😐

3. 😊 😐

4. 😊 😐

\_\_\_\_ / 4  
Total

Name: \_\_\_\_\_ Date: \_\_\_\_\_

**Directions** Match the words to the pictures.

SCORE

1. 😊😊

2. 😊😊

3. 😊😊

4. 😊😊

\_\_\_\_/4  
Total

		
sled	slip	slug

1. slip



2. slug



3. sled



**Directions** Circle the word for the picture.  
Write the word.

4. 

\_\_\_\_\_

\_\_\_\_\_

\_\_\_\_\_

slick      slice

Name: \_\_\_\_\_ Date: \_\_\_\_\_

**Directions**

Match the words to the pictures.

		
skin	skip	skunk

1. skunk



2. skip



3. skin



**Directions**

Circle the word for the picture.  
Write the word.

4.



skit

spot

\_\_\_\_\_

\_\_\_\_\_

\_\_\_\_\_

SCORE

1. 😊 😊

2. 😊 😊


3. 😊 😊

4. 😊 😊

\_\_\_\_ / 4  
Total

Name: \_\_\_\_\_ Date: \_\_\_\_\_

## Skipping Sal



Sal has a snack in her sack.



She skips on the path.



Sal looks for a spot to stop.



Don't stop by that skunk!

Name: \_\_\_\_\_ Date: \_\_\_\_\_

**Directions**Listen to and read "Skipping Sal."  
Answer the questions.

<p><b>1.</b> Who goes for a walk?</p> <p>(A) Sal</p> <p>(B) skunk</p> <p>(C) skip</p>	<p><b>3.</b> Why should she <b>not</b> stop by the skunk?</p> <p>(A) It will eat her snack.</p> <p>(B) It will get in her sack.</p> <p>(C) It may spray her.</p>
<p><b>2.</b> What is Sal doing?</p> <p>(A) She is taking a walk.</p> <p>(B) She is looking for skunks.</p> <p>(C) She is stopping.</p>	<p><b>4.</b> Which is another good title?</p> <p>(A) Skunk on the Path</p> <p>(B) The Giant Snack</p> <p>(C) The ABCs</p>

SCORE

1. 😊 😐

2. 😊 😐

3. 😊 😐

4. 😊 😐

\_\_\_\_ / 4  
Total


Name: \_\_\_\_\_ Date: \_\_\_\_\_

**Directions**


Look at the story. What happens next? Finish the story with a picture. Label the picture.

SCORE


\_\_\_\_ / 4  
Total



Sam sees the snow.



He grabs his sled.



Sam spots a hill.

\_\_\_\_\_

\_\_\_\_\_

\_\_\_\_\_

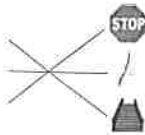


# ANSWER KEY *(cont.)*

## Week 31

### Day 1

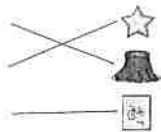
1. step
2. stem
3. stop



4. stick

### Day 2

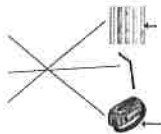
1. stump
2. star
3. stamp



4. sting

### Day 3

1. strap
2. straw
3. strip



4. string

### Day 4

- |      |      |
|------|------|
| 1. C | 3. B |
| 2. A | 4. C |

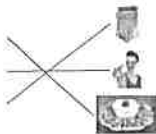
### Day 5

Responses will vary.

## Week 32

### Day 1

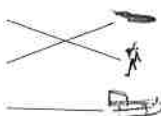
1. snack
2. snap
3. sack



4. snip

### Day 2

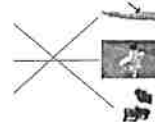
1. slip
2. slug
3. sled



4. slick

### Day 3

1. skunk
2. skip
3. skin
4. spot



### Day 4

- |      |      |
|------|------|
| 1. A | 3. C |
| 2. C | 4. A |

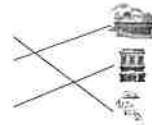
### Day 5

Responses will vary.

## Week 33

### Day 1

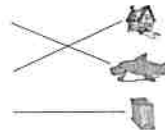
1. hop
2. ship
3. shop



4. shut

### Day 2

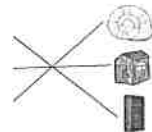
1. shark
2. shack
3. sack



4. sheep

### Day 3

1. shelf
2. shed
3. shell
4. shirt



### Day 4

- |      |      |
|------|------|
| 1. B | 3. B |
| 2. B | 4. A |

### Day 5

Responses will vary.

# HOW TO USE THIS BOOK

*180 Days of Math for Kindergarten* offers teachers and parents a full page of daily mathematics practice activities for each day of the school year.

## Easy to Use and Standards-Based

These activities reinforce grade-level skills across a variety of mathematical concepts. The questions are provided as a full practice page, making them easy to prepare and implement as part of a classroom morning routine, at the beginning of each mathematics lesson, or as homework.

Every kindergarten practice page provides 6 questions, each tied to a specific mathematical concept. Students are given the opportunity for regular practice in each mathematical concept, allowing them to build confidence through these quick standards-based activities.

Kindergarten students may need additional support in order to complete the practice pages. Depending on students' reading skills and readiness levels, teachers, classroom volunteers, or parents may need to read the questions aloud to students. Have students write the answers on their own, or if needed, have them say their answers aloud and assist them with recording the answers.

Question	Mathematics Concept	NCTM Standards
1	<b>1-to-1 Correspondence, Number Identification, or Comparing Numbers</b>	Understands numbers, ways of representing numbers, relationships among numbers, and number systems; Counts with understanding and recognizes “how many” in sets of objects; Develops a sense of whole numbers and represents and uses them in flexible ways
2	<b>Addition or Subtraction</b>	Understands meanings of operations and how they relate to one another; Computes fluently and makes reasonable estimates; Understands various meanings of addition and subtraction of whole numbers
3	<b>Patterns</b>	Understands patterns, relations, and functions; Recognizes, describes, and extends patterns
4	<b>Measurement</b>	Understands measurable attributes of objects and the units, systems, and processes of measurement; Recognizes the attributes of length, volume, weight, area, and time
5	<b>Geometry</b>	Analyzes characteristics and properties of two-dimensional and three-dimensional geometric shapes and develops mathematical arguments about geometric relationships; Recognizes, names, builds, draws, compares, and sorts two- and three-dimensional shapes
6	<b>Story Problem or Mathematical Reasoning</b>	Builds new mathematical knowledge through problem solving; Solves problems that arise in mathematics and in other contexts

*Standards are listed with the permission of the National Council of Teachers of Mathematics (NCTM). NCTM does not endorse the content or validity of these alignments.*

NAME: \_\_\_\_\_

**DIRECTIONS** Solve each problem.

SCORE

1. 😊 😐

1. Circle the larger number.

11      9

2. 😊 😐

2.  $4 + 1 =$  \_\_\_\_\_

4. 😊 😐


4. Circle the tool you can use to tell when school starts.



5. 😊 😐

5. Is the dog on the right or the left? Circle the answer.

right    left



6. 😊 😐

3. Write what number will come next.

12    13    14    15    \_\_\_\_\_

6. Write the missing sign.

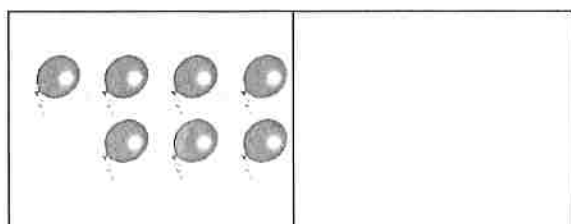
$2 \square 1 = 1$

\_\_\_\_ / 6  
Total

NAME: \_\_\_\_\_

**DIRECTIONS** Solve each problem.

1. Count the balloons. Draw a set of circles that is more than the balloons.



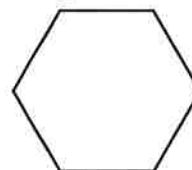
2.  $3 - 3 =$  \_\_\_\_\_

3. Draw what will come next.



4. Draw or write something that weighs more than a crayon.

5. How many corners does a hexagon have?



6. Kiko had 3 jackets. She lost one. How many jackets does she still have?



**SCORE**

1. 😊 😐

2. 😊 😐

3. 😊 😐

4. 😊 😐

5. 😊 😐

6. 😊 😐

\_\_\_\_ / 6

Total

NAME: \_\_\_\_\_

**DIRECTIONS** Solve each problem.

SCORE


1. 😊 😐

**1.** Draw 2 legs on each bird. How many legs on 2 birds?

**4.** Circle what day comes after Monday.

2. 😊 😐

Tuesday      Friday



3. 😊 😐

**2.**      1  
+ 3  
-----

**5.** Will the solid slide? Circle the answer.

4. 😊 😐

yes      no




5. 😊 😐

**3.** Draw a pattern using these shapes.

**6.** Write the number for each word.

6. 😊 😐



one \_\_\_\_\_

two \_\_\_\_\_

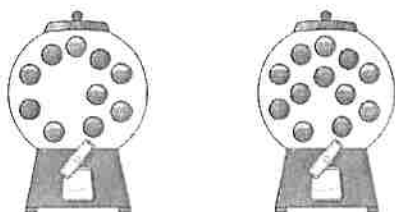
three \_\_\_\_\_

\_\_\_\_/6  
Total

NAME: \_\_\_\_\_

**DIRECTIONS** Solve each problem.

1. Circle the machine with more than 11 pieces of gum.




2. 
$$\begin{array}{r} 4 \\ - 0 \\ \hline \end{array}$$

3. Write what number will come next.

9    8    7    6   

4. Circle about how long it takes to count to 100.  
10 seconds  
1 minute  
1 hour

5. Circle where the glue is.  
below the paper  
above the paper



6. Maggie has two bags. She has 4 pieces of candy. Circle the bags she has.



SCORE

1. 😊 😞

2. 😊 😞

3. 😊 😞

4. 😊 😞

5. 😊 😞

6. 😊 😞

\_\_\_ / 6

Total




NAME: \_\_\_\_\_

**DIRECTIONS** Solve each problem.

SCORE

1. 😊 😞

1. Count how many.



2. 😊 😞

4. Circle the container that holds the least.

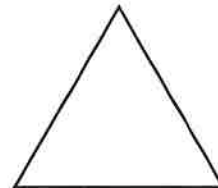


3. 😊 😞

2.  $1 + 2 =$  \_\_\_\_\_

5. Draw a line of symmetry.

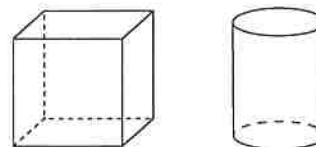
4. 😊 😞



5. 😊 😞

3. Circle the part that repeats.

6. Circle the solids with flat faces.



6. 😊 😞



\_\_\_\_ / 6

Total

# ANSWER KEY *(cont.)*

## Day 141

- 13 squares should be circled.
- 5 suns with one crossed out should be drawn.
- Answers will vary but may include A, A, B, A, A, B.
- 1:00
- square
- 3 groups of 2

## Day 142

- 24
- 3
- Answers will vary.
- The shortest tower should be circled.
- cylinder (left image)
- 3

## Day 143

- 8 circles and 9 or more squares should be drawn.
- 0
- 100
- 3
- Noodles should be drawn in the bowl.
- 4

## Day 144

- 15, 11, 9
- 5 happy faces should be drawn.
- turtle
- 8
- A square should be drawn around a triangle.
- 3

## Day 145

- 28
- 2
- Answers will vary.
- 7:00 A.M.
- 8
- 8

## Day 146

- 11
- 5
- 16
- clock
- right
- 

## Day 147

- 8 or more circles should be drawn.
- 0
- An apple should be drawn.
- Something that weighs more than a crayon should be drawn or written.
- 6
- 2


## Day 148

- 4
- 4
- Answers will vary.
- Tuesday
- yes
- 1, 2, 3

## Day 149

- The machine on the right should be circled.
- 4
- 5
- 1 minute
- above the paper
- The middle and last bags should be circled.

## Day 150

- 29
- 3
- One balloon, one car, and one boat should be circled.
- The cup should be circled.
-   
Any line of symmetry may be drawn.
- The cube (top left), cylinder (top right), and cone (bottom right) should be circled.

## Day 151

- All 16 triangles should be colored.
- 0
- Answers will vary.
- 8
- rectangles
- 24

## Day 152

- 27
- 5 trees should be drawn.
- 70
- An object shorter than a chair should be drawn.
- rectangular prism (left image)
- 5

## Day 153

- 9 triangles and 9 dots should be drawn.
- 2
- Answers will vary but may include A, B, B, A, B, B.
- 4
- An apple should be drawn in the bag.
- 2, 5

## Day 154

- 12, 14, 16
- 5
- Answers will vary.
- 5
- A pentagon should be drawn next to a triangle.
- 6

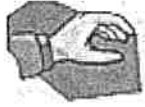
## Day 155

- 26
- 1
- 19
- 8:00 P.M.
- no
- 2 blue squares and 3 green squares should be drawn; 3



# When Does the Sun Rise?

Name \_\_\_\_\_



**What You Need:** • newspaper weather sections for five consecutive days



## What To Do:

1. Each day, look in the weather section to find when the sun rises and sets. Add the data to the chart below.

	<i>Sunrise</i>	<i>Sunset</i>
<i>Day 1</i>		
<i>Day 2</i>		
<i>Day 3</i>		
<i>Day 4</i>		
<i>Day 5</i>		

2. What season is it? \_\_\_\_\_

3. What do you notice about the sunrise times?  
\_\_\_\_\_

4. What do you notice about the sunset times?  
\_\_\_\_\_

### Next Question

*Will the times be the same during other seasons? How can you find out?*



### Notebook Reflection

*Think about the summer. Then think about the winter. Describe how long the days feel.*