



Dear K-2 Grade Parents/Guardians,

While your students are home, we ask that you continue to partner with us in ensuring ongoing learning. Below is a list of activities we recommend your students complete on a daily basis.



Reading (20 minutes) - Your student can use district online resources including [Lexia](#), [RAZ Kids](#), and [Imagine espanol](#). Help your student read everyday text around your home—cereal boxes, mail, lists, directions, and more. If you have books at home, encourage your student to read and read with them when you can. Reading Packet options are available [here](#).



Writing (20 minutes) - Your student can write cards, letters, and lists. They can write a [story](#) or write about something on which they are an expert. If you have online access, students can take a [Virtual Field Trip](#) and write about what they see and learn.



Math (30 minutes) - Your student can use [Imagine Math](#) for online learning. There are also many ways to practice math at home: counting, making patterns, and helping with recipes are some examples. Math Packet options are available [here](#).



Social Studies (20 minutes) - Your student can learn about social studies online using [BrainPOP Jr.](#) or [BrainPOP espanole](#). Discuss a current events or share stories from your childhood to help students learn about social studies.



Science (20 minutes) - Your student can learn about science online using [BrainPOP Jr.](#) or [BrainPOP espanole](#).



Exercise (60 minutes a day) - Regular exercise is important to do every day. Movement helps reduce stress and helps students be ready to learn. Link to [GoNoodle](#) for online videos for movement and mindfulness. Find daily fitness ideas on this calendar ([Eng](#), [Span](#)).



Art/Music (20 minutes) - Art and music help students exercise creativity and self-expression. [Link to online classes through Maywood Fine Arts Academy.](#)



Playtime (20 minutes) - "Playing" helps students learn collaboration, communication and good citizenship.



Social Emotional Learning - Visit [Parent Toolkit](#) (English, Spanish) for information on child health, social emotional development, and academic topics. Talk with your student about what they are learning and feeling.



[Access D89 Online Learning Resources at Clever](#)

[Link to List of District Online Resources on Clever](#)

[Link to List of Additional Resources for Reading, Writing, Math, Science, Social Studies, Health](#)



Estimados padres / tutores de grados K-2,

Mientras sus estudiantes estén en casa, le pedimos que continúe colaborando con nosotros para garantizar un aprendizaje continuo. A continuación, hay una lista de actividades que recomendamos que sus estudiantes completen diariamente.



Lectura (20 minutos): su estudiante puede usar los recursos en línea del distrito, incluyendo [Lexia](#), [RAZ Kids](#), e [Imagine español](#). Ayude a su estudiante a textos cotidianos en su hogar: cajas de cereales, correo, listas, instrucciones y más. Si tienen libros en casa, anime a su estudiante a leer y leer con ellos cuando pueda. Las opciones del paquete de lectura están disponibles [aquí](#).



Escritura (20 minutos) - su estudiante puede escribir tarjetas, cartas y listas. Pueden escribir una [historia](#) escribir sobre algo en lo que son expertos. Si tienen acceso en línea, los estudiantes pueden hacer una [excursión virtual](#) y escribir sobre lo que ven y aprenden.



Matemáticas (30 minutos) - su estudiante puede usar Imagine Math para el aprendizaje en línea. También hay muchas maneras de practicar las matemáticas en casa: contar, hacer patrones y ayudar con las recetas son algunos ejemplos. Las opciones del paquete matemático están disponibles [aquí](#).



Estudios Sociales (20 minutos) – Estudios sociales (20 minutos): su estudiante puede aprender sobre estudios sociales en línea [utilizando BrainPOP Jr. o BrainPOP español](#). Discuta eventos actuales o comparta historias de su infancia para ayudar a los estudiantes a aprender sobre estudios sociales.



Ciencia (20 minutos): su estudiante puede aprender sobre ciencia en línea usando [BrainPOP Jr. o BrainPOP español](#).



Ejercicio (60 minutos al día): es importante hacer ejercicio regularmente todos los días. El movimiento ayuda a reducir el estrés y ayuda a los estudiantes a estar listos para aprender. Enlace a [GoNoodle](#) para videos en línea para movimiento y atención plena. Encuentra ideas de ejercicio diario en este calendario ([Eng](#), [Span](#)).



Arte / Música (20 minutos): el arte y la música ayudan a los estudiantes a ejercitar la creatividad y la autoexpresión. [Enlace a clases en línea a través de Maywood Fine Arts Academy](#).



Recreo (20 minutos) - "Jugar" ayuda a los estudiantes a aprender colaboración, comunicación y buena ciudadanía



Aprendizaje social y emocional– Visite [Parent Toolkit](#) (ingles, Español) para obtener información sobre salud infantil, desarrollo social y emocional y temas académicos. Hable con su estudiante sobre lo que está aprendiendo y sintiendo.










[Access D89 Recursos en línea en Clever \(www.clever.com/in/maywood89\)](http://www.clever.com/in/maywood89)

Enlace a la lista de recursos en línea del distrito Clever








Enlace a la lista de recursos adicionales para lectura, escritura, matemáticas, ciencias, estudios sociales, salud









<p>Access these programs from Clever at https://www.clever.com/in/maywood89</p>	
	Lexia Core 5 has literacy activities with tracked progress and customized lessons. K-5; App available
	Raz-Kids has online leveled books from basic to advanced. Students can record themselves and take quizzes. K-5; English and Spanish; App available
	Imagine Español has Spanish literacy activities with tracked progress and customized lessons. K-3; Spanish
	Imagine Math has math activities with tracked progress and customized lessons. K-5
	Wonders/Maravillas includes literature, vocabulary, writing, and grammar activities K-5; English and Spanish; App available (separate sign-in required—email teacher if needed)
	World Book A world of learning at your fingertips. Explore important people, animals, maps, science, and activities. K-8; English and Spanish
	Edgenuity Pathblazer includes Math and Reading activities linked to standards. K-8; Limited School Access


If you need login assistance with login information, contact your teacher through [email](#).






Additional Resource Links






Reading	
	https://classroommagazines.scholastic.com/support/learnathome.html Choose books, videos, and activities by grade levels
	https://www.thespanishexperiment.com/stories Children's stories in Spanish
	https://www.storylineonline.net/ Actors and Actresses read books with illustrations
	https://www.getepic.com/ 1000's of award winning books. English and Spanish Signup required, free 30 days
	https://newsela.com/ English; https://newsela.com/rules/spanish Spanish News articles written for students with quizzes and writing prompts for 3-8; English and Spanish
	https://www.tweentribune.com/ Informational text at different grade levels
	https://stories.audible.com/start-listen Free audiobooks for PreK-High school students



Online Magazines	
	Time for Kids http://www.timeforkids.com
	Scholastic News http://magazines.scholastic.com English https://classroommagazines.scholastic.com/spanish.html Spanish
	Highlights Kids https://www.highlightskids.com/
	Sport Illustrated Kids http://www.sikids.com
	National Geographic Kids http://kids.nationalgeographic.com



Writing	
	http://www.scholastic.com/teachers/story-starters/index.html Story Starter ideas by grade level
	https://www.storyboardthat.com/ Digital story telling with backgrounds, characters, and text


Dual Language	
	https://l2trec.utah.edu/news/utahdliathome/spanish.php Spanish and Dual language activities and resources

Math	
	https://www.coolmath4kids.com/ K-5 Math games, lessons, brainteasers
	https://minds-in-bloom.com/math-scavenger-hun/ K-5 Math scavenger hunt ideas
	https://www.khanacademy.org/math K-8 Practice early math through grade 8
	https://www.ixl.com/ K-8 Practice early math through grade 8
	https://www.mathgames.com/math-games.html K-8 math games by grade and topic

Science and Social Studies	
	BrainPop Jr https://jr.brainpop.com BrainPOP Español https://esp.brainpop.com BrainPop https://www.brainpop.com/ BrainPopELL https://ell.brainpop.com Animated educational videos and activities on many school topics K-8; App available (Username: district89; Password: brainpop2)
	https://www.eia.gov/kids/ Information and games about energy
	https://www.optics4kids.org/illusions Optical illusions
	https://blockly.games/ Programming games for kids
	https://www.education.com/activity/social-studies/ Social Studies activities by grade level

Health	
	https://www.gonoodle.com/ Movement and mindfulness videos
	https://aha-nflplay60.discoveryeducation.com/families Fun activities, videos, and virtual field trips


Art/Music	
	http://www.maywoodfinearts.org/?page_id=3043 Take an online class with Maywood Fine Arts
	https://colormandala.com/ Color mandelas online

For Parents	
	http://www.parenttoolkit.com/ English; http://www.parenttoolkit.com/home?lang=es Spanish Age level guides for academic, health, social emotional topics and video parenting guides English and Spanish

Virtual Field Trips/Tours

Use Google Earth to explore our National Parks.

[Badlands National Park](#)
[Death Valley National Park](#)
[Denali National Park](#)
[Everglades National Park](#)
[Glacier National Park](#)
[Grand Canyon National Park](#)
[Great Smoky Mountain National Park](#)
[Redwood National and State Parks](#)
[Rocky Mountain National Park](#)
[Yellowstone National Park](#)



Lesson ideas:

Choose a National Park. Record your observations, then choose to create one of the following:

- Design a travel brochure
- Write a newspaper article to describe the location and encourage travel there
- Create a map that shows the location of the national park

Zoos and Web Cams - Observe various zoo animals through web cams.

[Smithsonian's National Zoo](#)
[San Diego Zoo](#)
[Animal Planet Live](#)
[National Aquarium](#): Black Tip Reef Sharks, Jellies, and Pacific Coral Reef Live
[Seattle Aquarium](#): YouTube virtual field trip and lesson
[Seattle Aquarium Live Cams](#)



Lesson ideas:

Visit and observe an animal of your choice. Complete one of the following:

- Observe the animal for one week. Record these observations and then write a journal about the animal and its habits.
- Create an informative poster about the animal.
- Describe the animal's habitat.

[Planetarium](#) - Explore over 60,000 stars, locate planets, and watch sunrises and solar eclipses. If you enter your location, and you can see all the constellations that are visible in the night sky in your corner of the world.

[NASA Commercial Crew Virtual Tours](#) - YouTube series containing virtual tours of training facilities. Learn how the astronauts train for space travel and life aboard the International Space Station.

[Smithsonian Latino Center](#) - Features live broadcasts of Latina writers and virtual exhibits around latino cultures. Includes a Latino Virtual Museum Bilingual Teacher Training Took Kit that is now available online and via iTunes U.

Tour various locations from around the world.

[The Great Wall of China](#)

[Pompeii](#)

[Ellis Island](#) - this site also includes some additional activities

Lesson ideas:

Write a journal entry from about a journey to this location.

Create a travel brochure.

Take a trip to Walt Disney World and go on a virtual ride of some of Disney's famous attractions.

[Space Mountain](#)
[Splash Mountain](#)
[Test Track](#)
[Expedition Everest](#)
[Rock n Roller Coaster](#)
[Soarin'](#)
[Seven Dwarfs Mine Train](#)
[Rise of the Resistance](#)
[Mickey and Minnie's Runaway Railway](#)
[Slinky Dog Dash](#)
[Millenium Falcon/ Smuggler's Run](#)



Student eLearning Activities Log Week 6 – April 27 - 30

Student Name _____ Grade _____

Teacher _____

Please write the activities you completed each day.

	Monday	Tuesday	Wednesday	Thursday	Friday
Example:	Imagine Math/Mathia Reading packet Math packet Art project Science experiment Raz-Kids Lexia	Reading packet Math packet Raz-Kids Art Imagine Math	Imagine Math/Mathia Writing Virtual Tour Read a book Jumped Rope/Burpees Compass Learning	Imagine Math Reading packet Math packet Social Studies Music YouTube exercise video	
Activities/ Assignments					

Parent Signature _____ Date _____

Registro de actividades de aprendizaje electrónico semana 6 del 27 de abril al 30 de abril

Nombre _____ Grado _____

Maestro/a _____

Por favor escribe las actividades que completaste cada día.

	lunes	martes	miércoles	jueves	viernes
Ejemplo:	Imagine Math/Mathia Paquete de lectura Paquete de matemáticas Arte Experimento de Ciencia Raz-Kids Lexía	Paquete de lectura Paquete de matemáticas Raz-Kids Arte Imagine Math Lexía	Imagine Math/Mathia Escritura Paseo Virtual Leer un libro musica Brincar la cuerda/sentadillas Lexía Compass Learning	Imagine Math Paquete de lectura Paquete de matemáticas Estudios Social Video YouTube de ejercicio	
Actividades/ Tareas					

Firma de Padres _____ Fecha _____



Name _____

Topic: _____

Key Details:

1. _____



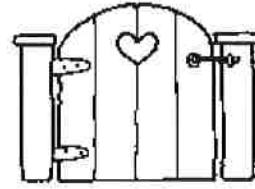
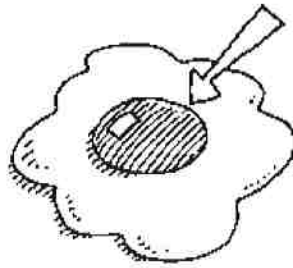
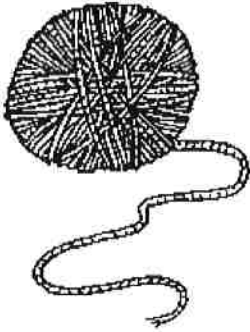
2. _____

3. _____

Comprehension: Main Topic and Key Details Pair children of different language abilities to complete the page. Read the prompt aloud. Tell children to work with their partners to discuss how they will answer the questions. Reread *Ana Goes to Washington, D.C.* Write the main topic to tell what it is about. Write key details to tell more about the topic.



Name _____

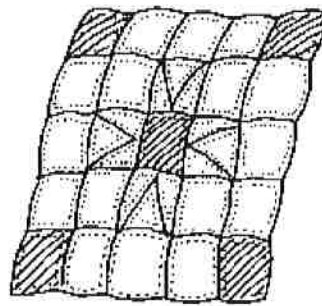



Copyright © McGraw-Hill Education




Grade K
Unit 8
Week 2

Phonemic Awareness: /y/ Point to and say *yarn* emphasizing /y/. Have children point to *yarn* and repeat. Have children place a marker on the picture. Ask children to tell a partner which pictures begin with /y/ and to place a marker on them. Then have them listen to the **Sound Pronunciation Audio**.

Name _____



0



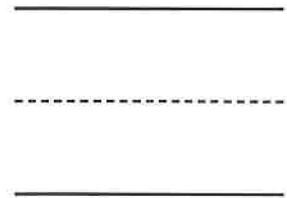
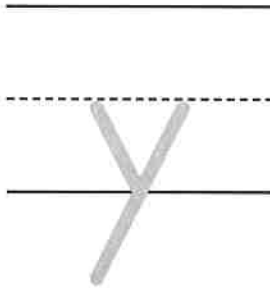

Phonemic Awareness: /z/ Point to and say *zoo* emphasizing /z/. Have children point to *zoo* and repeat. Ask them to place a marker on the picture. Have children tell a partner which pictures begin with /z/ and to place a marker on them. Then have them listen to the **Sound Pronunciation Audio**.



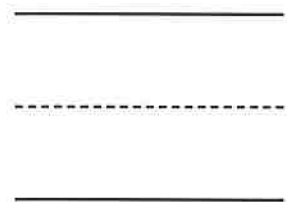

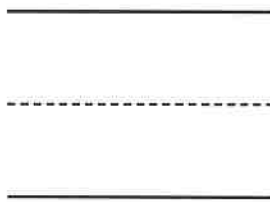
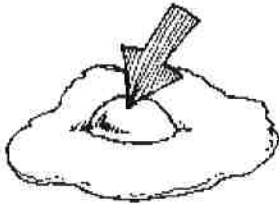
Name _____



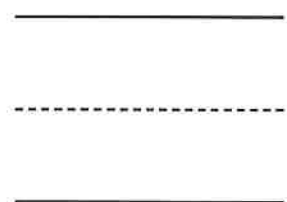

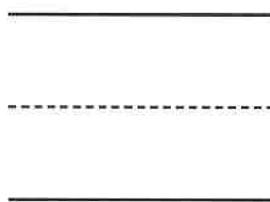
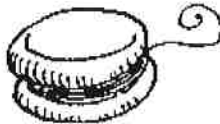
1.



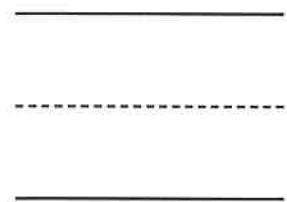

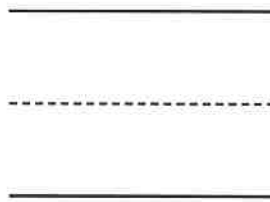
2.



3.



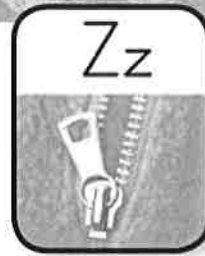
4.



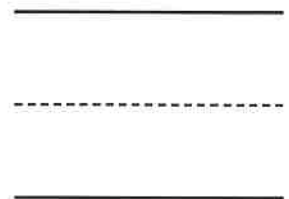
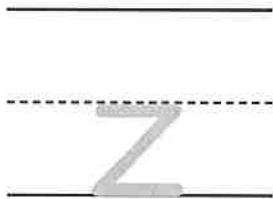

Copyright © McGraw-Hill Education

Phonics: /y/y Point to and say *yak* emphasizing /y/. Have children repeat. Tell them to write *y* next to the *yak*. Have children write *y* next to each picture whose name begins with /y/. Then ask them to tell the picture names beginning with *y* to a partner. Display **Word-Building Card y** and use **Photo Cards** beginning with letter *y* to reinforce /y/y.

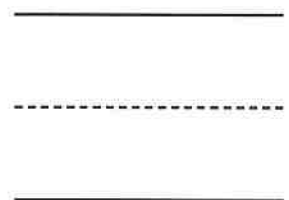
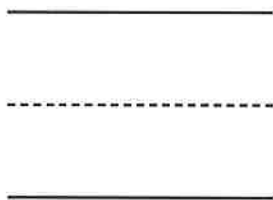
Name _____



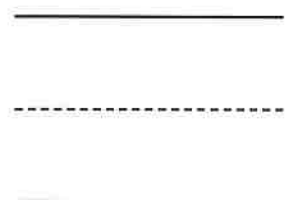
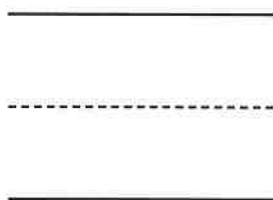
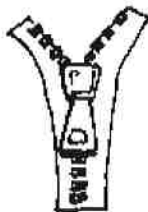
1.



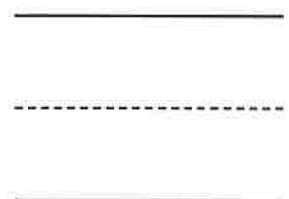
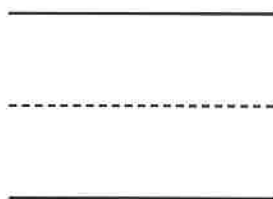
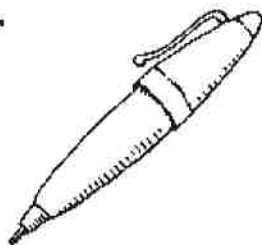
2.



3.



4.



Phonics: /z/z Point to and say *zoo* emphasizing /z/. Have children repeat. Guide them to write *z* next to the *zoo*. Have children write *z* next to each picture whose name begins with /z/. Then ask them to tell the picture names beginning with *z* to a partner. Display **Word-Building Card z** and use **Photo Cards** beginning with letter *z* to reinforce /z/z.



Name _____

Handwriting practice lines consisting of solid top and bottom lines with a dashed middle line. There are five sets of these lines for writing practice.

Copyright © McGraw-Hill Education

Grade K
Unit 8
Week 2

Writing Fluency

Pair children of different language abilities. Have children reread *What Can You Do?* Read the prompt aloud. Tell partners to discuss how they might answer the prompt. On their own, have children write for five minutes as much and as well as they can, about what the people in the story do. Have children review their writing with their partner.

Name _____



“We can do this!”

High Frequency Words: *this, what* Read the book to a partner. Describe the pictures to your partner. Then reread for fluency.

4 Grade K
Unit 8 • Week 2

What Can You Do?



“This is for you.”

“What can you do?”

Copyright © McGraw-Hill Education

1



"I can do this," said Dad.

2



"What can we do?"


3

Name _____


1.



2.



3.



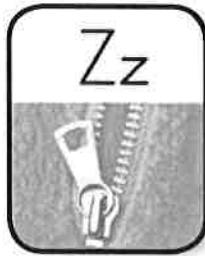

Category Words: Ordinal Numbers Review ordinal numbers. Point to and elicit descriptions of each picture.

1. Put a marker on the child in the second location.
2. Put a marker on the vehicle in the fifth location.
3. Put a marker on the bird in the first location.

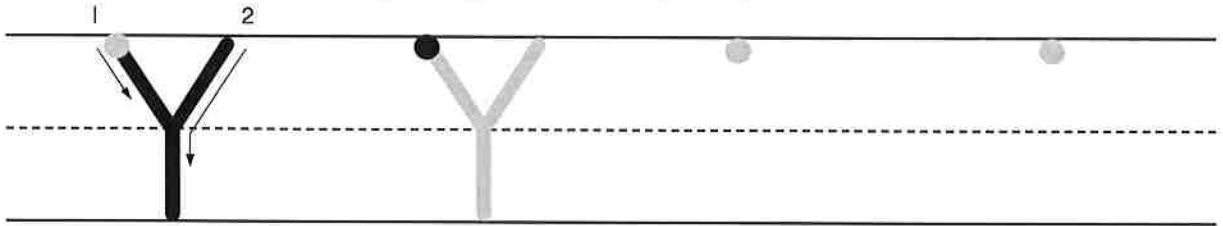
Have children tell a partner about why they circled each picture, using ordinal numbers.



Name _____



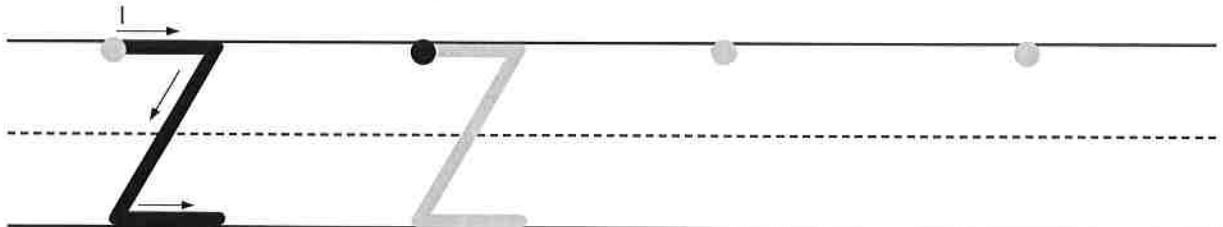
1.




2.



3.



4.



Copyright © McGraw-Hill Education



Name _____

Topic: Ana visits Washington, D.C.

Key Details:

1. Answers may vary but may include that Ana sees the

Washington Monument, the Capitol, and the White House.

2.

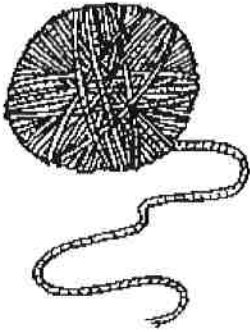
3.

Comprehension: Main Topic and Key Details

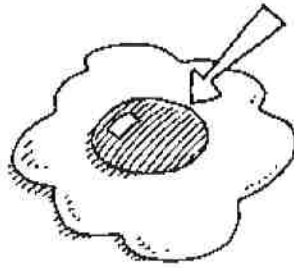
Reread *Ana Goes to Washington, D.C.* Write the main topic to tell what it is about. Write key details to tell more about the topic.



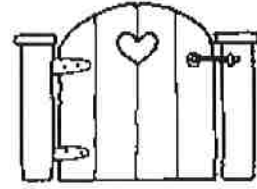
Name _____



yarn




yolk



gate



jacket




yogurt



yo-yo



vine



yak




yawn

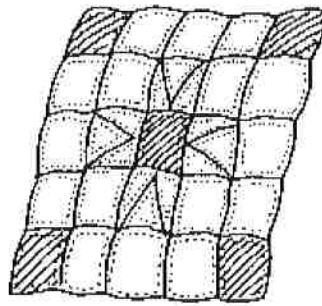
Copyright © McGraw-Hill Education



Name _____



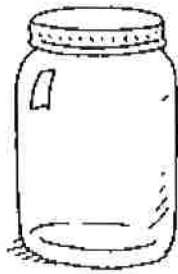
zoo



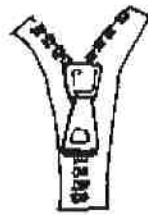
quilt



zero



jar




zipper




violin



zebra



zig-zag



gorilla


Copyright © McGraw-Hill Education

Phonemic Awareness: /z/

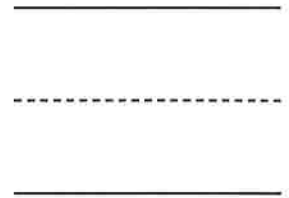
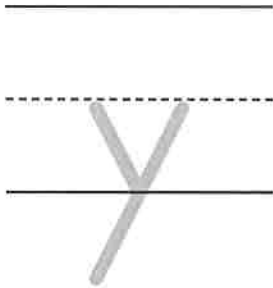

Say the name of each picture. Put a marker on each picture if its name begins with the /z/ sound.



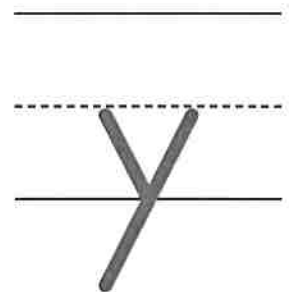

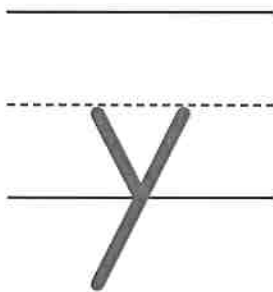
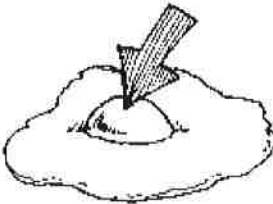
Name _____



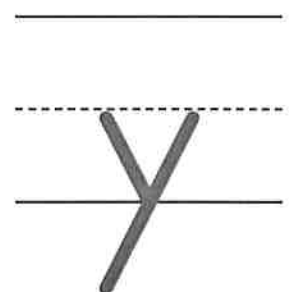
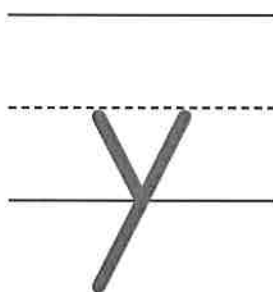
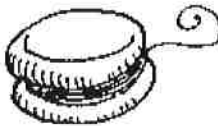
1.





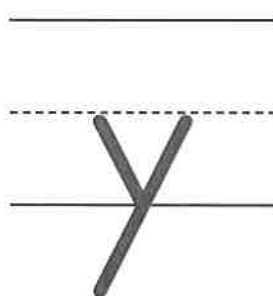
2.



3.



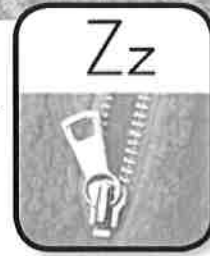
4.



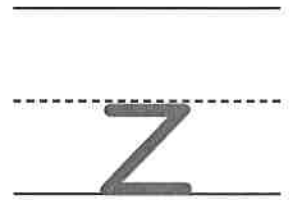

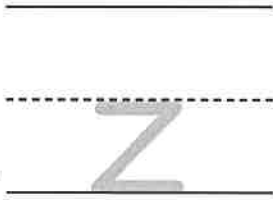

Phonics: /y/y

Say the name of each picture. Write the letter y next to each picture whose name begins with the /y/ sound.

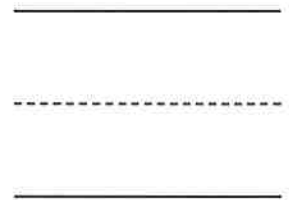
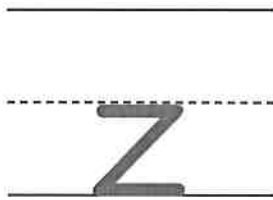
Name _____



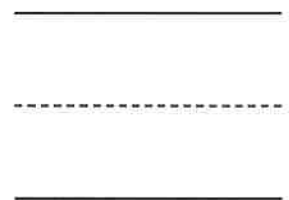
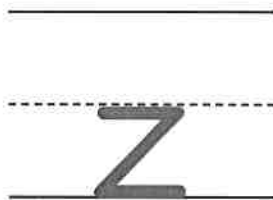
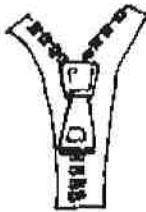
1.



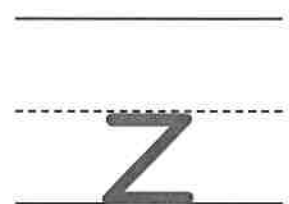
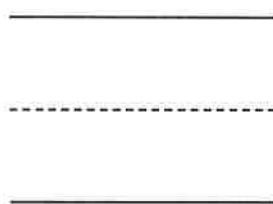
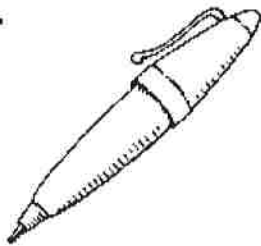
2.



3.



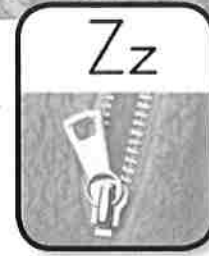
4.



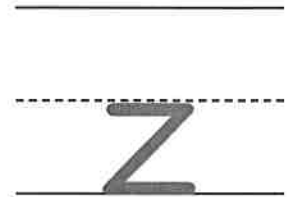

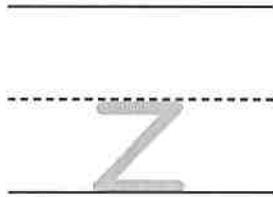

Phonics: /z/z

Say the name of each picture. Write the letter z next to each picture whose name begins with the /z/ sound.

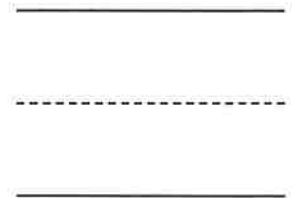
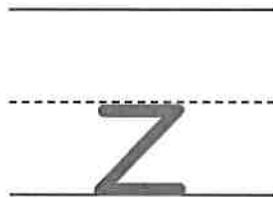
Name _____



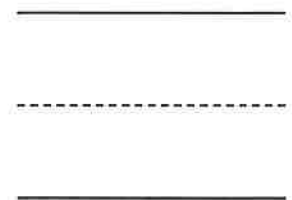
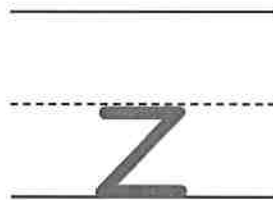
1.



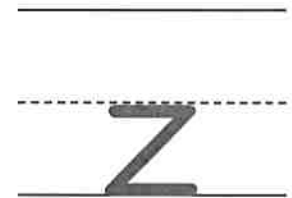
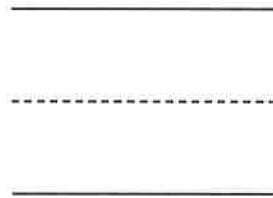
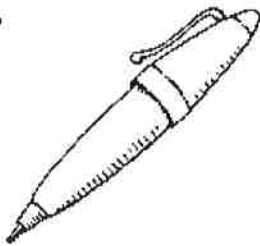
2.



3.



4.



Phonics: /z/z

Say the name of each picture. Write the letter z next to each picture whose name begins with the /z/ sound.



Name _____

Writing Fluency

Have children reread *What Can You Do?* On their own, have children write for five minutes as much and as well as they can, about what the people in the story do. Have children review their writing.




Name _____

1.




second

2.



fifth

3.



first

Copyright © McGraw-Hill Education

Category Words: Ordinal Numbers

1. Put a marker on the child in the second location.
 2. Put a marker on the vehicle in the fifth location.
 3. Put a marker on the bird in the first location.
- Tell a partner about why you circled each picture.
Use the words *first*, *second*, *third*, *fourth*, or *fifth*.

HOW TO USE THIS BOOK

180 Days of Math for Kindergarten offers teachers and parents a full page of daily mathematics practice activities for each day of the school year.

Easy to Use and Standards-Based

These activities reinforce grade-level skills across a variety of mathematical concepts. The questions are provided as a full practice page, making them easy to prepare and implement as part of a classroom morning routine, at the beginning of each mathematics lesson, or as homework.

Every kindergarten practice page provides 6 questions, each tied to a specific mathematical concept. Students are given the opportunity for regular practice in each mathematical concept, allowing them to build confidence through these quick standards-based activities.

Kindergarten students may need additional support in order to complete the practice pages. Depending on students' reading skills and readiness levels, teachers, classroom volunteers, or parents may need to read the questions aloud to students. Have students write the answers on their own, or if needed, have them say their answers aloud and assist them with recording the answers.

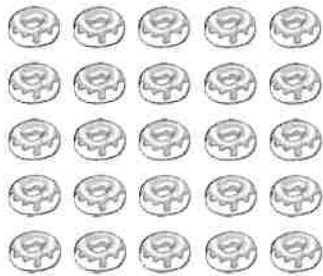
Question	Mathematics Concept	NCTM Standards
1	1-to-1 Correspondence, Number Identification, or Comparing Numbers	Understands numbers, ways of representing numbers, relationships among numbers, and number systems; Counts with understanding and recognizes "how many" in sets of objects; Develops a sense of whole numbers and represents and uses them in flexible ways
2	Addition or Subtraction	Understands meanings of operations and how they relate to one another; Computes fluently and makes reasonable estimates; Understands various meanings of addition and subtraction of whole numbers
3	Patterns	Understands patterns, relations, and functions; Recognizes, describes, and extends patterns
4	Measurement	Understands measurable attributes of objects and the units, systems, and processes of measurement; Recognizes the attributes of length, volume, weight, area, and time
5	Geometry	Analyzes characteristics and properties of two-dimensional and three-dimensional geometric shapes and develops mathematical arguments about geometric relationships; Recognizes, names, builds, draws, compares, and sorts two- and three-dimensional shapes
6	Story Problem or Mathematical Reasoning	Builds new mathematical knowledge through problem solving; Solves problems that arise in mathematics and in other contexts

Standards are listed with the permission of the National Council of Teachers of Mathematics (NCTM). NCTM does not endorse the content or validity of these alignments.

NAME: _____

DIRECTIONS Solve each problem.

1. Count the donuts.
What is 1 more?



2. $5 - 4 =$ _____

3. Write what
number will come
next.

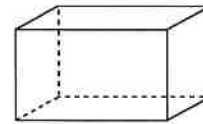
15 16 17 18 _____

4. Circle the best
time to go to bed.

8:00 A.M. 8:00 P.M.

5. Does the solid
have any curved
surfaces? Circle
the answer.

yes no



6. Draw 5 squares.
Color 2 of them
blue. Color the
rest green. How
many are green?

SCORE

1. 😊 😞

2. 😊 😞

3. 😊 😞

4. 😊 😞

5. 😊 😞

6. 😊 😞

____ / 6

Total

NAME: _____

DIRECTIONS Solve each problem.

SCORE

1. 😊 😐

1. Circle the smaller number.

8 12

2. 😊 😐

2.
$$\begin{array}{r} 1 \\ + 3 \\ \hline \end{array}$$

4. 😊 😐


4. Circle the best tool to measure how tall a door is.



5. 😊 😐

5. The circle is _____ the square.

below on above



6. 😊 😐

3. Circle what will come next.



6. Write the missing sign.

3 1 = 4

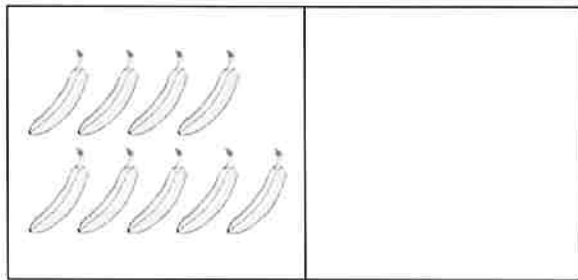


____ / 6
Total

NAME: _____

DIRECTIONS Solve each problem.

1. Count the bananas. Draw a set of circles that is less than the bananas.



2. Draw a picture of kites to show $1 + 4 = 5$.

3. Make a pattern using these shapes.



4. Circle the object that weighs the least.



5. How many sides does a square have?



6. Trina had 4 jacks. She lost all of them. How many jacks does she have left?

**SCORE**

1. 😊 😞

2. 😊 😞

3. 😊 😞

4. 😊 😞

5. 😊 😞

6. 😊 😞

____ / 6

Total

NAME: _____

DIRECTIONS Solve each problem.

SCORE

1. 😊 😞

1. Draw 4 legs on each cat. How many legs are on 3 cats?

2. 😊 😞



3. 😊 😞

2.

$$\begin{array}{r} 4 \\ - 2 \\ \hline \end{array}$$

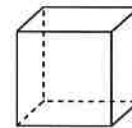
4. 😊 😞

4. What is the date of the second Sunday in May?

May						
Sun	Mon	Tues	Wed	Thurs	Fri	Sat
	1	2	3	4	5	6
7	8	9	10	11	12	13
14	15	16	17	18	19	20
21	22	23	24	25	26	27
28	29	30	31			

5. 😊 😞

5. Name the solid.



6. 😊 😞

3. Write what will come next.

12 11 10 9 8 _____

6. Write the names for the numbers.

5 _____

6 _____

7 _____

____ / 6
Total

ANSWER KEY *(cont.)*

Day 156

- 8
- 4
- The bear should be circled.
- ruler
- above
- +

Day 157

- 8 or fewer circles should be drawn.
- 5 kites should be drawn.
- Answers will vary.
- paperclip
- 4
- 0

Day 158

- 12
- 2
- 7
- May 14
- cube
- five, six, seven

Day 159

- The box with 8 dots (right image) should be circled.
- 0
- A butterfly should be circled.
- 15 minutes
- boy on balance beam (top image)
- 2

Day 160

- 14
- 4
- Answers will vary.
- The carton of milk should be circled and a larger container should be drawn.
- Any line of symmetry may be drawn.



- soccer

Day 161

- 15 circles should be colored.
- 1
- 10
- 9:00
- hexagons
- 3

Day 162

- 10
- 5
- Answers will vary.
- The man should be circled.
- A bug should be drawn on the leaf.
- \$4.00

Day 163

- 10 squares and 9 or fewer triangles should be drawn.
- 1
- One pencil, one crayon, and one pair of scissors should be circled.
- 6
- cylinder (center image)
- 5

Day 164

- 4, 5, 9, 12, 15
- 4
- 26
- 5
- A circle should be drawn above a rectangle.
- 3

Day 165

- 17
- Answers will vary, but should show a set of 4 things. The things should be crossed out to show 0.
- Answers will vary but may include A, A, B, A, A, B.
- 10:00 A.M.
- 0
- 10

Day 166

- 16
- 4
- Answers will vary.
- scale
- below
- (minus sign)

Day 167

- 7 or more circles should be drawn.
- 3
- 13
- Something that weighs more than a dog should be drawn or written.
- 4
- 4

Day 168

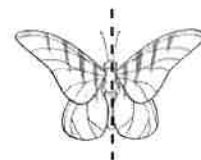
- 3 legs should be drawn on each stool; 6
- 5
- shorts (left image)
- Monday
- cone
- 3, 6, 9

Day 169

- The group on the right should be circled.
- 1
- Answers will vary.
- 10 minutes
- above the tree
- 7

Day 170

- 23
- 4; 3
- 25
- bath tub
-



- 4

Day 171

- 15 squares should be colored.
- 2; 1
- A square should be drawn.
- 3
- pentagon
- 5

City Life and Country Life

by ReadWorks



Do you live in a city? A city has many buildings. It also has many roads. It has many cars and lots of noise. Cities are full of people. City life can be full of fun. City life is noisy.

Do you live in the country? The country has lots of grass, trees, and animals. It also has farms. People grow food in the country. Fewer people live in the country than in the city. Country life can be full of fun. Country life is quieter.

Name: _____ Date: _____

1. What does a city have a lot of?*animals**people***2. Where do people grow food?***the country**the city*

3. Where should you live if you like it to be quiet?



the country

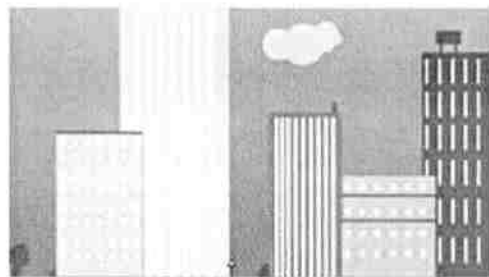


the city

4. What is the same about the country and the city?



Life can be full of fun.





*They have lots of
buildings*

5. Where would you probably find grass, trees, animals, and farms?



6. What did you learn from "City Life and Country Life"?

7. Draw a picture of the country.

1. What does a city have a lot of?



2. Where do people grow food?



3. Where should you live if you like it to be quiet?



the country




the city

4. What is the same about the country and the city?



Life can be full of fun.



*They have lots of
buildings*

5. Where would you probably find grass, trees, animals, and farms?

the country

6. What did you learn from "City Life and Country Life"?

Answers may vary and should be supported by the passage.



7. Draw a picture of the country.

Drawings may vary but should depict grass, trees, animals, or farms.

Advanced pictures might include food growing on the farms.



The Four Seasons

Trace the season words, then
decorate the tree to match each season.



spring

summer




fall


winter

How's the Weather today?


Write a sentence describing the weather shown.




Four sets of horizontal writing lines for the first panel, each consisting of a solid top line, a dashed middle line, and a solid bottom line.



Four sets of horizontal writing lines for the second panel, each consisting of a solid top line, a dashed middle line, and a solid bottom line.



Four sets of horizontal writing lines for the third panel, each consisting of a solid top line, a dashed middle line, and a solid bottom line.



Four sets of horizontal writing lines for the fourth panel, each consisting of a solid top line, a dashed middle line, and a solid bottom line.