

Art Advocate

Create - Present - Respond - Connect



Take a Virtual Field Trip!

Visit the Musee de l'Orangerie to see eight of Claude Monet's magnificent waterlily paintings.

Claude Monet was a French painter and one of the leaders of the **Impressionist** movement. The Impressionists tried to capture a moment in time. They usually painted outdoors and worked quickly. Later in his life, Monet made paintings in his garden at Giverny, including multiple paintings of his waterlily pond. You can start the tour by clicking [here](https://www.musee-orangerie.fr/en/article/water-lilies-virtual-visit), or paste this link into your browser: <https://www.musee-orangerie.fr/en/article/water-lilies-virtual-visit>

THINGS TO THINK ABOUT

- ▶ Describe what you notice. Pay attention to colors, shapes, lines, and textures.
- ▶ How do you think this artwork was made?
- ▶ What feeling or mood do you get from this artwork. What about it makes you feel that?
- ▶ What do you like about this artwork? What do you dislike about this artwork? Why do you think you feel that way?


Ms. Wrobel



Teaches at Emerson, Garfield, and WDLA

justyna.wrobel@Maywood89.org

Ms. Hogan



Teaches at Melrose Park, Roosevelt, and WDLA

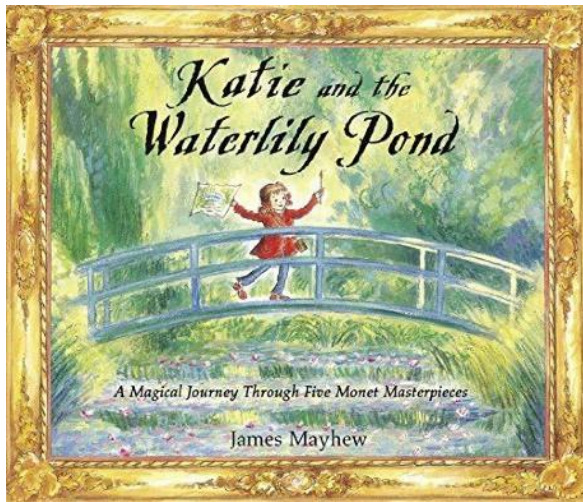
julie.godutohogan@Maywood89.org



Ms. Smith

Teaches at Jane Addams, Lincoln, and Melrose Park

kelly.hawkinssmith@maywood89.org



Learn more about Monet

In this story, Katie visits the art gallery with her grandmother. While there, she goes on a magical trip through five fabulous paintings by Claude Monet! You can listen to the story “Katie and the Waterlily Pond” by clicking [here](#).



Texture Scavenger Hunt

You will need:

- ▶ a sheet of paper
- ▶ crayons with paper removed

Texture is an art element that describes how something feels. There are so many different textures - how many can you find?



Take the paper and crayons outside. Place the paper on top of a cool texture, like the bark of a tree. Use the side of the crayon to transfer the texture to your paper.



Collect items with many different textures, such as leaves, flowers, or pinecones. Place each item under the paper, then use the side of the crayon to add the texture to

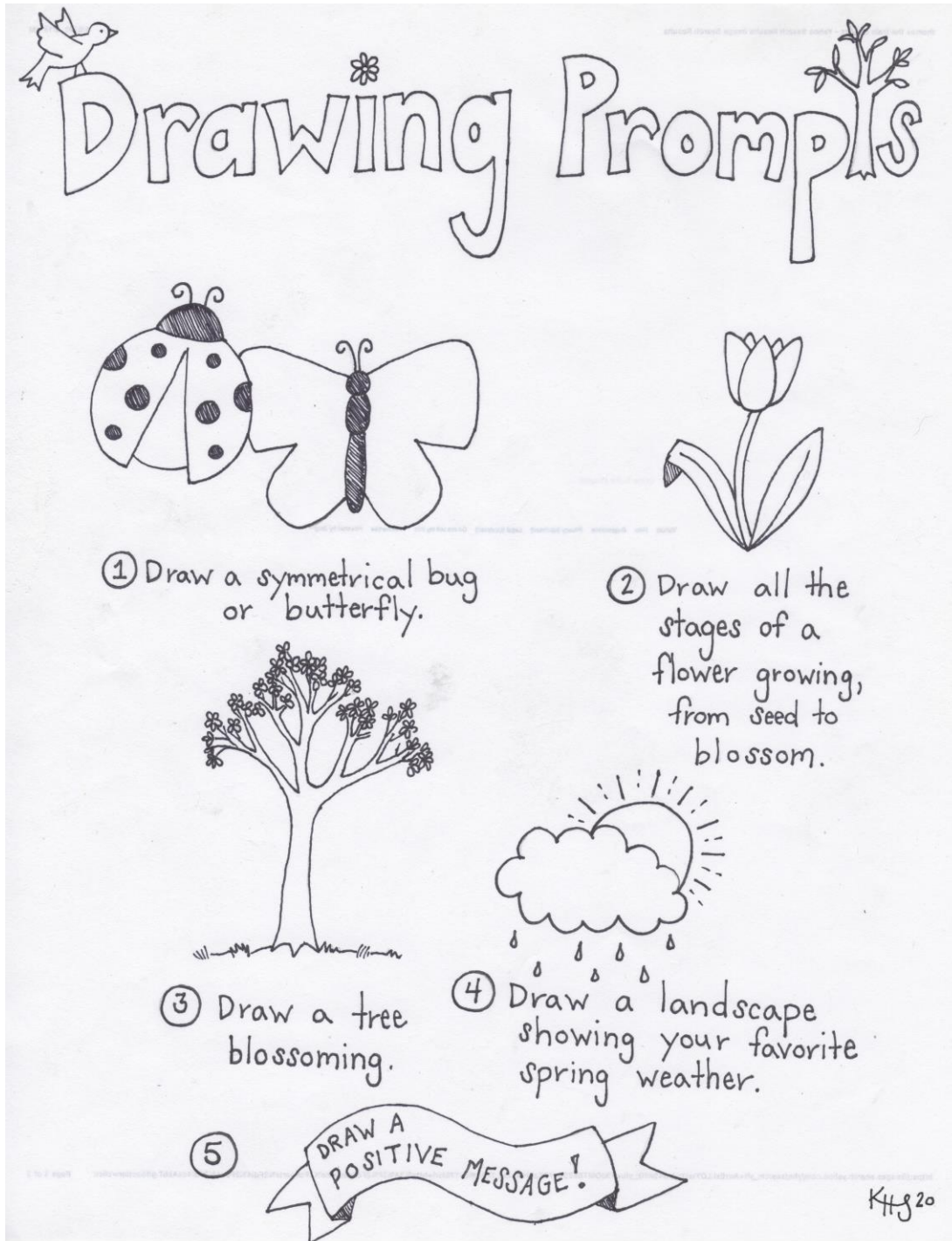


Use many different colors to create a fun composition!



Five Fun Things to Draw

Choose your favorite prompt, or challenge yourself to draw them all!



D89 Artists - Please reach out with any questions, and share your artwork with us. We miss you and hope you are well and safe!